

Update on the Fiscal Year 2018 Appropriations Process and Global Health Priorities

Tony Mazzaschi
Senior Director of Policy & Research

ASPPH.ORG

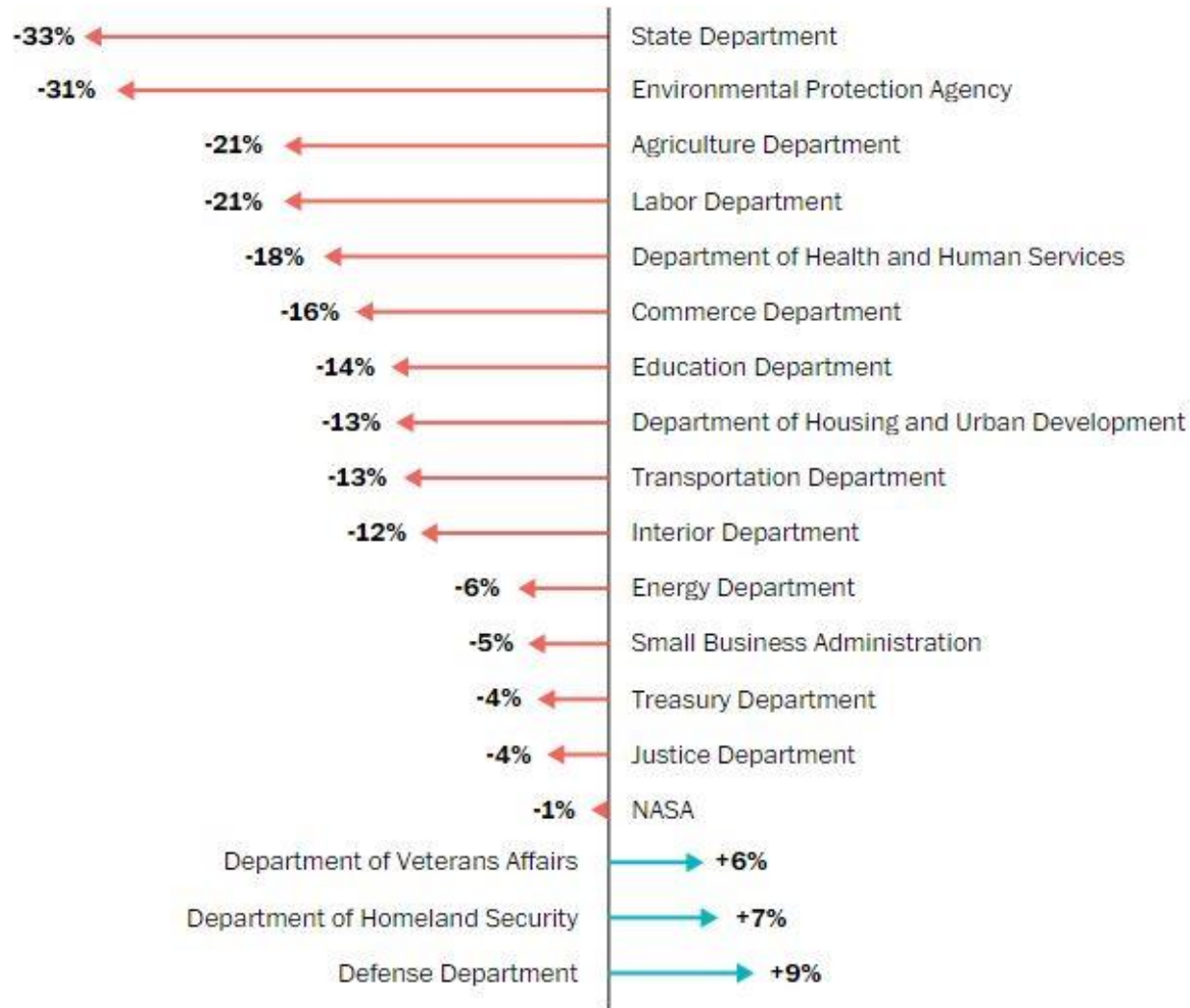
1900 M Street NW, Suite 710
Washington, DC 20036
Tel: (202) 296-1099
Fax: (202) 296-1252

ASPPH ASSOCIATION OF
SCHOOLS & PROGRAMS
OF PUBLIC HEALTH

Public Health Under Attack



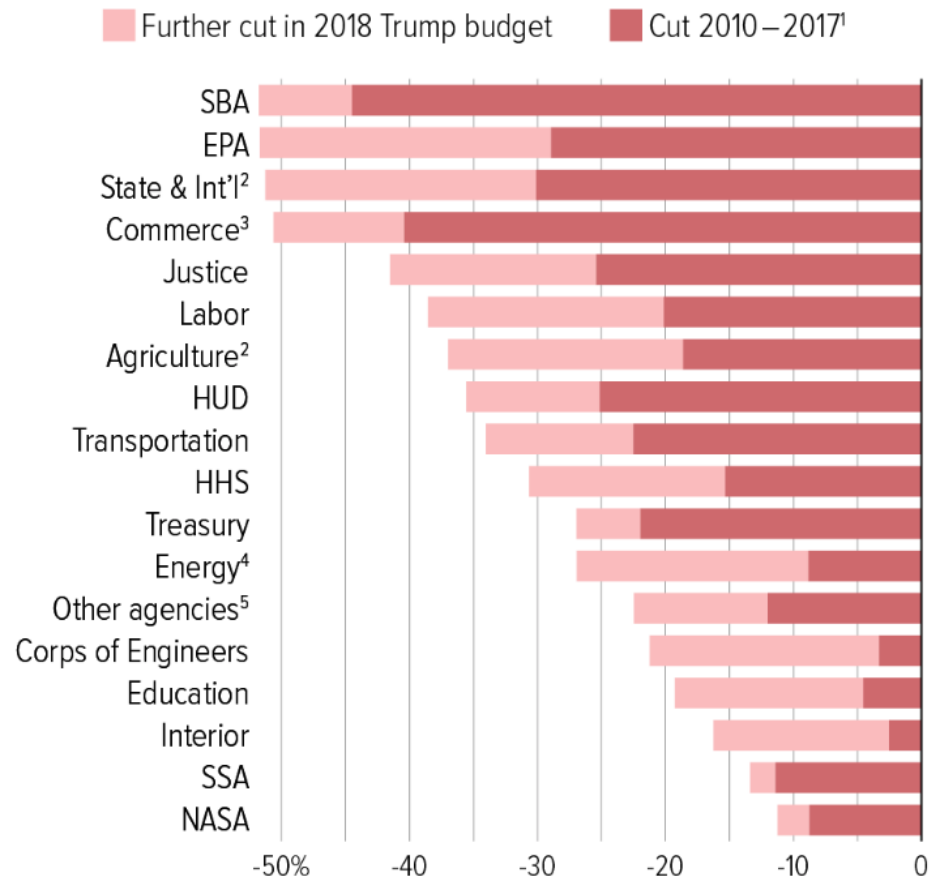
Trump Budget Cuts – FY 2018



Trump Budget Cuts – FY 2018

Trump Budget Slashes Departments That Are Already Far Below Their 2010 Funding Levels

Percent change since fiscal year 2010, adjusted for inflation



Trump Budget Cuts – FY 2018

Selected Agencies

- NIH: -\$7.16 billion or -21 percent
- CDC: -\$1.31 billion or -21 percent
- HRSA: - \$460 million or -4.4 percent

Selected Programs

- CDC Prevention Research Centers: \$0
- CDC Academic Centers for Preparedness: \$0
- CDC Injury Control Research Centers: \$0
- NIOSH Agriculture, Forestry, Fishing Centers: \$0
- NIOSH Education and Research Centers: \$0
- HRSA Public Health Training Centers: \$0

Trump Policy Proposals – FY 2018



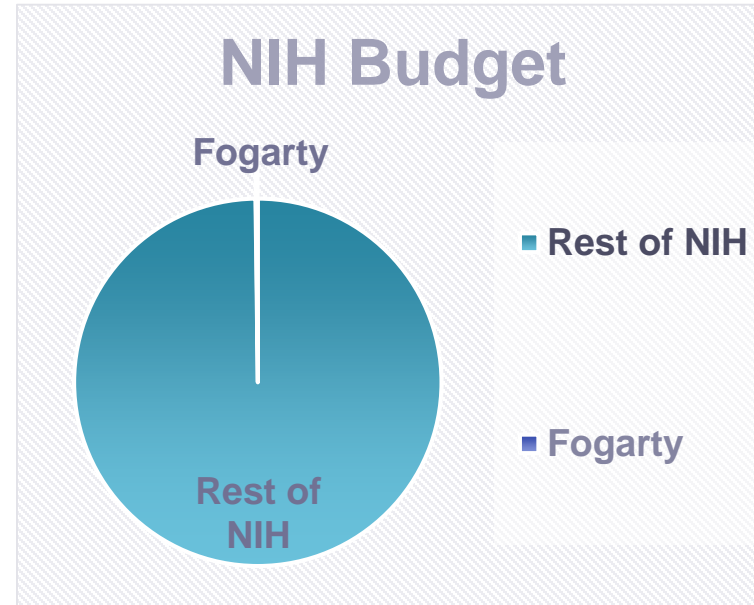
NIH Institutes and Centers



National Institutes of Health Reform Act of 2006 -- P.L. 109-482 (signed into law on January 15, 2007):

“(1) NUMBER OF INSTITUTES AND CENTERS.—In the National Institutes of Health, the number of national research institutes and national centers may not exceed a total of 27, including any such institutes or centers established under authority of paragraph (2) or under authority of this title as in effect on the day before the date of the enactment of the National Institutes of Health Reform Act of 2006.”

Fogarty is 0.2 Percent of the NIH Budget



Trump Budget Narrative – FY 2018

Major Savings and Reforms
BUDGET OF THE U. S. GOVERNMENT
Fiscal Year 2018



Office of Management and Budget

“The Budget proposes NIH structural reforms, including the elimination of the Fogarty International Center which supports international research capacity and training of researchers overseas. International research will be prioritized, as appropriate, by other NIH Institutes as part of their research portfolios. For example, NIH's National Institute of Allergy and Infectious Disease conducts international research that has important implications for U.S. health improvements. However, duplicative and unnecessary global health research will be curtailed.”

Trump Budget Narrative – FY 2018



DEPARTMENT OF HEALTH AND HUMAN SERVICES
200 INDEPENDENCE AVENUE S.W., WASHINGTON, D.C. 20201

THIS DOCUMENT IS ALSO AVAILABLE AT [HTTP://WWW.HHS.GOV/BUDGET](http://www.hhs.gov/budget)

“The Fiscal Year (FY) 2018 Budget provides \$26.9 billion for NIH, which is \$5.7 billion below the FY 2017 Continuing Resolution level. The FY 2018 Budget eliminates the Fogarty International Center while retaining a total of \$25 million in mission-critical international research and research related activities within NIH Office of Director.”

Trump NIH Budget Cuts – FY 2018



Secretary Price: “I was struck by the need for efficiencies and decreasing duplication and the like within our entire department but I was struck by one thing at NIH and that is that -- that about 30 percent of the grant money that goes out is used for indirect expenses which, as you know, means that that money goes for something other than the research that's being done.”

Trump NIH Budget Cuts – FY 2018

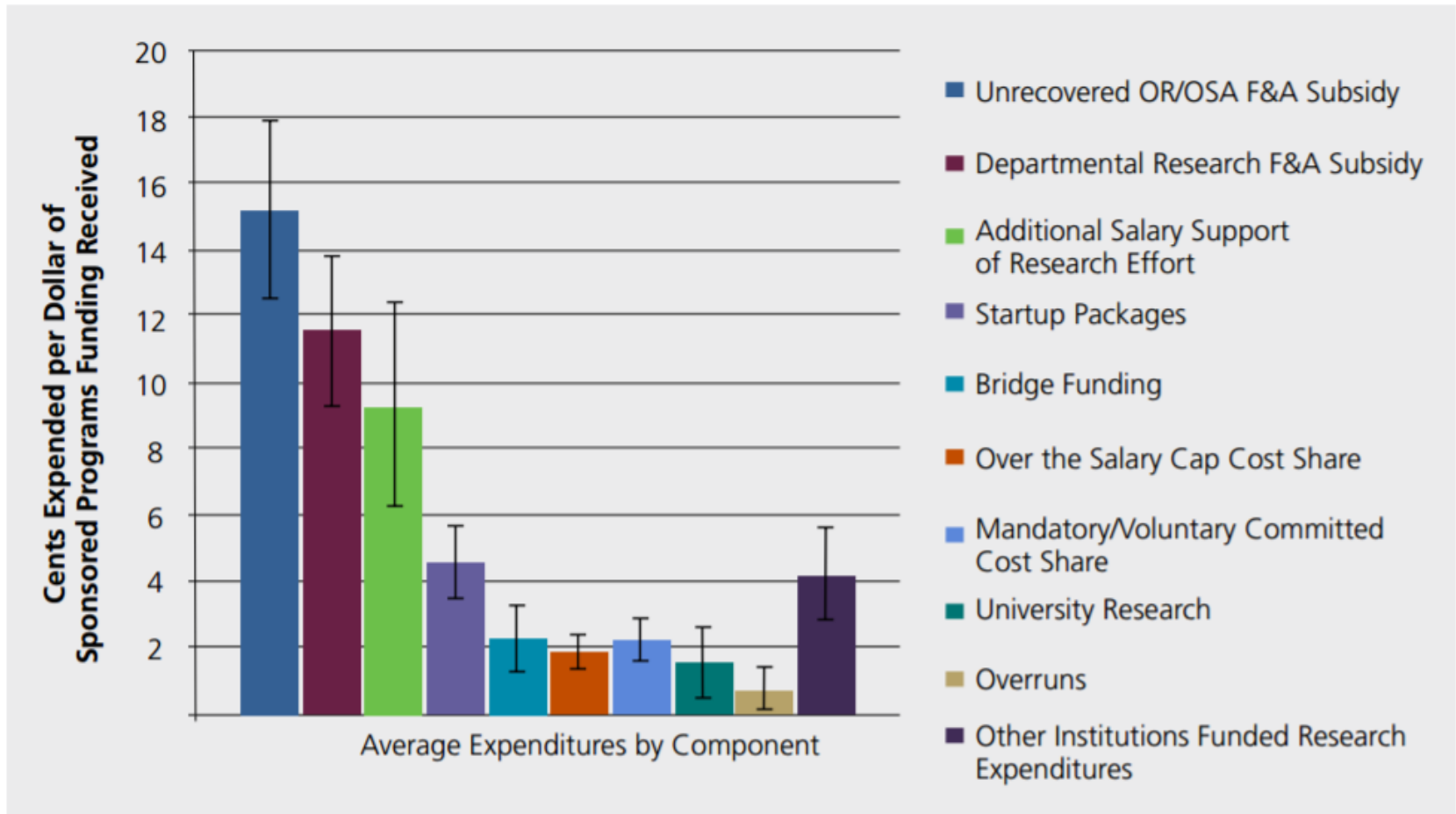
STATISTICAL DATA: DIRECT AND INDIRECT COSTS AWARDED

(Dollars in Thousands)	Direct Cost Awarded	Indirect Cost Awarded	Percent of Total		Percent Change	
			Direct Cost Awarded	Indirect Cost Awarded	Direct Cost Awarded	Indirect Cost Awarded
FY 2005	\$15,419,089	\$5,795,178	72.7%	27.3%	3.5%	2.6%
FY 2006	\$15,219,138	\$5,781,293	72.5%	27.5%	-1.3%	-0.2%
FY 2007	\$15,387,745	\$5,876,060	72.4%	27.6%	1.1%	1.6%
FY 2008	\$15,295,950	\$5,903,730	72.2%	27.8%	-0.6%	0.5%
FY 2009	\$15,683,872	\$6,027,543	72.2%	27.8%	2.5%	2.1%
FY 2010	\$16,040,991	\$6,193,567	72.1%	27.9%	2.3%	2.8%
FY 2011	\$15,849,082	\$6,173,769	72.0%	28.0%	-1.2%	-0.3%
FY 2012	\$15,978,032	\$6,182,900	72.1%	27.9%	0.8%	0.2%
FY 2013	\$14,915,599	\$5,755,617	72.2%	27.8%	-6.7%	-6.9%
FY 2014	\$15,568,553	\$5,908,275	72.5%	27.5%	4.4%	2.7%
FY 2015	\$15,709,570	\$5,955,905	72.5%	27.5%	0.9%	0.8%
FY 2016 Enacted	\$16,899,936	\$6,407,203	72.5%	27.5%	7.6%	7.6%
FY 2017 President's Budget	\$17,205,285	\$6,522,969	72.5%	27.5%	1.8%	1.8%

Note: FY 2016 and FY 2017 data represent estimates and will change as actual data is received.

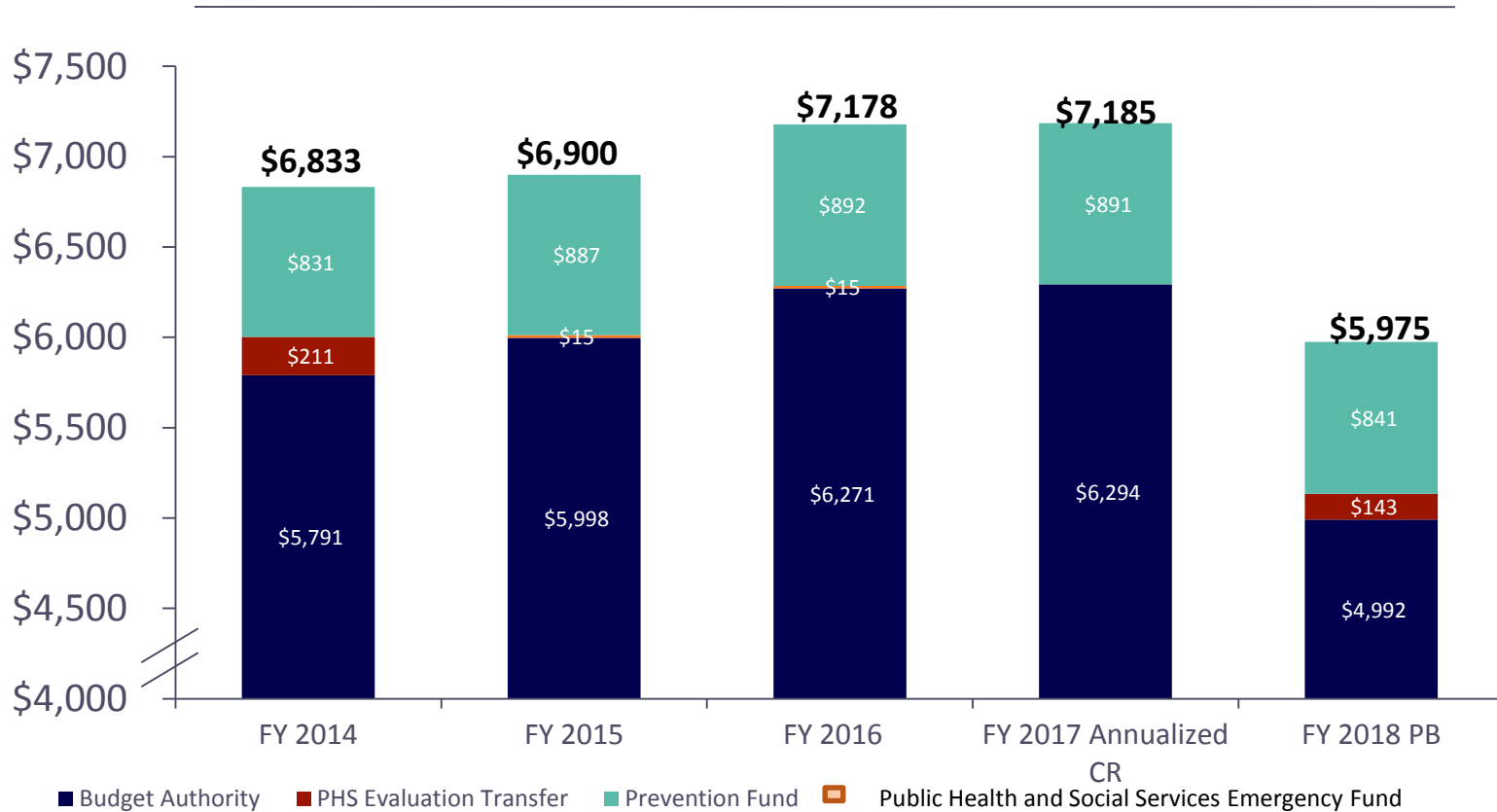
Underrecovery/Cost Sharing

Figure 1: Institutional Research Expenditures by Subcategory—Breakdown of the \$0.53



*Error bars represent 95% confidence intervals

FY 2014-2017 CDC Discretionary Funding



Reductions in the CDC Budget Request*

- Immunization, -\$81m or 11%
- HIV, STI, hep, & TB, -\$186 or 17%
- Emerging & zoonotic, -\$65m or 11%
- Chronic disease, -\$222m or 19%
- Birth defects, -\$35m or 26%
- Environmental health, -\$60m or 27%
- Injury prevention & control, -\$19m or 8%
- PHSS, -\$30m or 6%
- Occupational safety & health, -\$138m or 41%
- **Global health, -\$76m or 18%**
- Public health preparedness, -\$136m or 10%
- Cross-cutting activities, -\$168m or 62%

*Compared to FY 2017 Annualized CR level

Eliminations in the CDC Request

- Preventive Health and Health Services Block Grant
- Academic Centers for Public Health Preparedness, Education Research Centers, Injury Control Research Centers, Prevention Research Centers
- REACH
- Health Promotion, including Hospitals Promoting Breastfeeding, National Lupus Registry, Early Child Care Collaborative, Million Hearts
- ALS Registry
- Climate Change
- Prion Disease
- Chronic Fatigue Syndrome
- Elderly Falls

Trump Budget Cuts – FY 2018

Department of State and international aid

\$39.7 Billion

2017 budget



\$28.2 Billion

proposed 2018 budget

↓ 29.1%

budget decrease

Global Health Programs

(\$ in thousands)	FY 2016 Actual ¹	FY 2017 Estimate ²	FY 2018 Request	Increase / Decrease
Global Health Programs	8,650,750	8,487,285	6,480,500	-2,006,785
Global Health Programs - USAID	2,835,250	2,828,064	1,505,500	-1,322,564
Global Health Programs - State	5,670,000	5,659,221	4,975,000	-684,221
Zika Response & Preparedness Act (Emergency)	145,500	-	-	-

Trump Budget Narrative – FY 2018

Major Savings and Reforms
BUDGET OF THE U. S. GOVERNMENT
Fiscal Year 2018



Office of Management and Budget

“The Budget proposes \$1.13 billion for the Global Fund to Fight AIDS, TB, & Malaria, a reduction of \$222 million below the 2017 CR level...The Budget also realizes one-time savings by proposing to make \$323 million in remaining Ebola emergency funds available to support malaria programs (\$250 million) and global health security programs (\$73 million) to ensure that these priority programs are robustly funded.”

Trump Budget Narrative – FY 2018

Major Savings and Reforms
BUDGET OF THE U. S. GOVERNMENT
Fiscal Year 2018



Office of Management and Budget

“The Budget achieves further savings by eliminating funding...for international family planning programs, a reduction of \$523 million below the 2017 CR level. The Budget reduces funding for polio programs at USAID. The Government's efforts to eradicate polio continue to be funded within the Centers for Disease Control & Prevention at \$165 million. The Budget proposes additional reductions below the 2017 CR level for tuberculosis, nutrition, vulnerable children, and neglected tropical diseases.”

Regular Order

First Week of February: President submits his budget to Congress.

April 15: House and Senate complete consideration of the Congressional Budget Resolution.

June: Federal Departments and Agencies begin developing the NEXT year's Federal budget.

October 1: New Fiscal Year begins.

March: ASPPH Hill Day

May 15: Appropriations bills may be considered in the House.

Nov: Election Day

May – July: House and Senate Appropriations committees work on appropriations bills, setting federal spending levels.

FY 2018 Process to Date

January 20: Inauguration

March 13: Trump Releases FY 2018 Skinny Budget

May 4: Congress Clears FY 2017 Appropriations Bill

June 6: Appropriators Given Green Light; To Use FY 2017 allocations

Not Yet Scheduled: FY 2018 Budget Resolution (Tax Cut); Subcommittee Allocations

March 3: FY 2017 Budget Resolution (ACA Repeal)

March 28: Trump Proposes FY 2017 Cuts

May 23: Trump releases full FY 2018 Budget

May 23: Congress Dismisses Proposal; Errors = \$Trillions

Debt Limit Extension

October 1: Start of FY 2018



FY 2018 Process to Date

January 20: Inauguration

March 13: Trump Releases FY 2018 Skinny Budget

May 4: Congress Clears FY 2017 Appropriations Bill

June 6: Appropriators Given Green Light; To Use FY 2017 allocations

Not Yet Scheduled: FY 2018 Budget Resolution (Tax Cut); Subcommittee Allocations

March 3: FY 2017 Budget Resolution (ACA Repeal)

March 28: Trump Proposes FY 2017 Cuts

May 23: Trump releases full FY 2018 Budget

May 23: Congress Dismisses Proposal; Errors = \$Trillions

Debt Limit Extension

October 1: Start of FY 2018

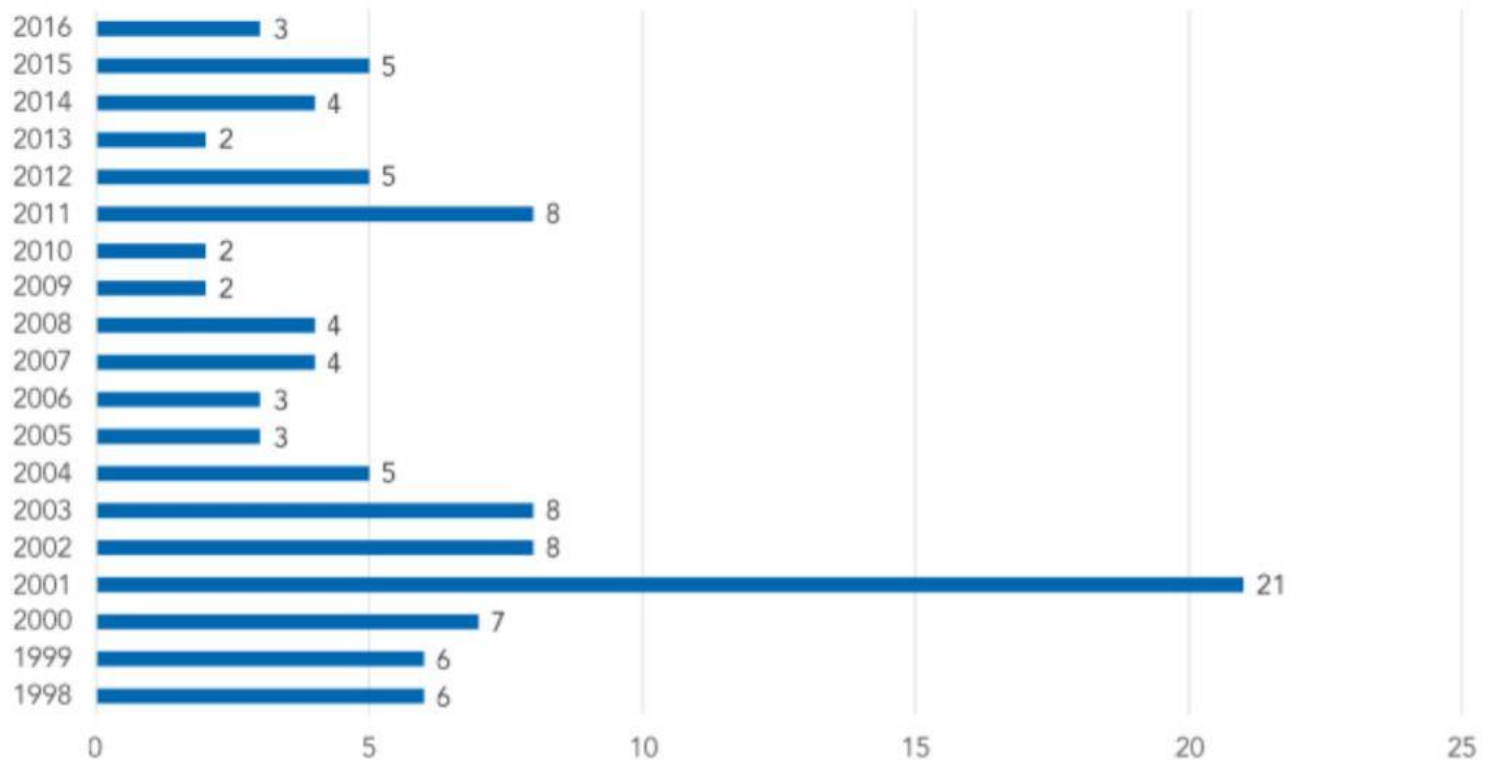


Heading Toward a Full Year CR?



Lawmakers have passed a total of 106 continuing resolutions since FY 1998

NUMBER OF CONTINUING RESOLUTIONS ENACTED IN EACH FISCAL YEAR



SOURCE: Congressional Research Service, *Continuing Resolutions: Overview of Components and Recent Practices*, January 2016.

Reactions to the Trump Proposals



Dr. Anthony Fauci Says
Fogarty Elimination Proposal
“Doesn’t Make Any Sense At
All”

Reactions to the Trump Proposals



Cong. Tom Cole (R-OK): “Do you want to deal with Ebola in West Africa or do you want to deal with it in West Dallas? The federal government defending you from Ebola is probably as important as defending you from a terrorist attack because a pandemic will kill more people than a terrorist attack will.”

Reactions to the Trump Proposals

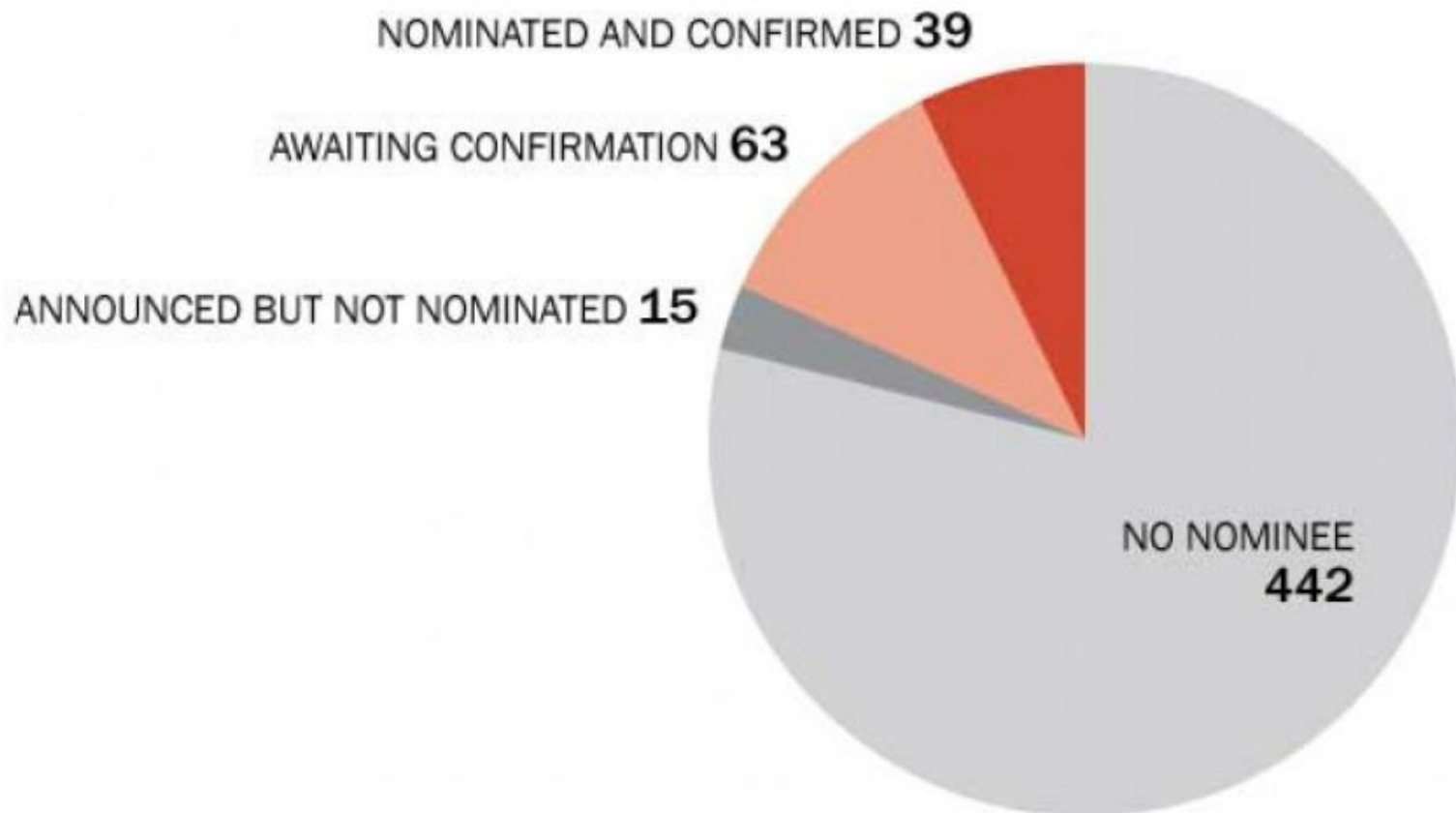


Senator Roy Blunt (R-MO): “...as the budget request stands today, I am concerned about its path forward. The proposal cuts the National Institutes of Health by \$7.5 billion...and reduces funding for the Centers for Disease Control and Prevention by \$1.2 billion. Looking at the history of this Subcommittee and the benefits of many of these programs, I believe it’s unlikely this Subcommittee will support these specific and significant funding reductions and eliminations.”

The Administration

The state of Trump's Senate-confirmable positions


Data from The Washington Post and the Partnership for Public Service.



Civil War Among Interest Groups

“When you are chronically fiscally hungry, it’s hard to have good table manners.”

Dick Krugman, M.D.



Comments, Questions and Suggestions:



advocacy@aspph.org