

February 10, 2025



CYGNAL

# Survey of Likely 2026 General Election Democratic Voters **National**

February 6 – 9, 2025 | n=1000 |  $\pm 3.08\%$

## Insights & Analysis

- Democrats show **very strong support for foreign assistance** (75 support, 11 oppose, 12 neither), and messaging further solidifies this support with **80% favoring foreign assistance** on the informed ballot.
  - **Support is initially strongest** among voters 55+, college educated voters, and Progressive Democrats.
  - **Opposition is initially strongest** among voters under 55, non-college voters, and Traditional Democrats.
- After messaging, **support increases +5 to reach 80%**, and **opposition remains extremely low at 8%** (-3 from initial).
  - Men under 55, Traditional Democrats and those in the South are some of the groups that increase their support most.
  - Progressive Democrats increase their already strong support after messaging.
- The most effective messages overall are the ***Economic Benefits***, ***National Security***, and ***International Orgs/Force Multiplier*** messages.
  - Among those who are **initially unsure** about foreign assistance, ***Racial-Social Justice/DEI*** stands out as most effective.
  - Among those who are **initially neutral** on foreign assistance, ***Economic Benefits*** and ***Localization*** both stand out as effective.
- A majority of believe the **primary motivation** for foreign assistance should be **supporting global humanitarian needs**, and they tend to trust **NGOs** (32%) most to manage it effectively.
  - Progressive Democrats and voters 55+ show the most trust in NGOs.

## Insights & Analysis

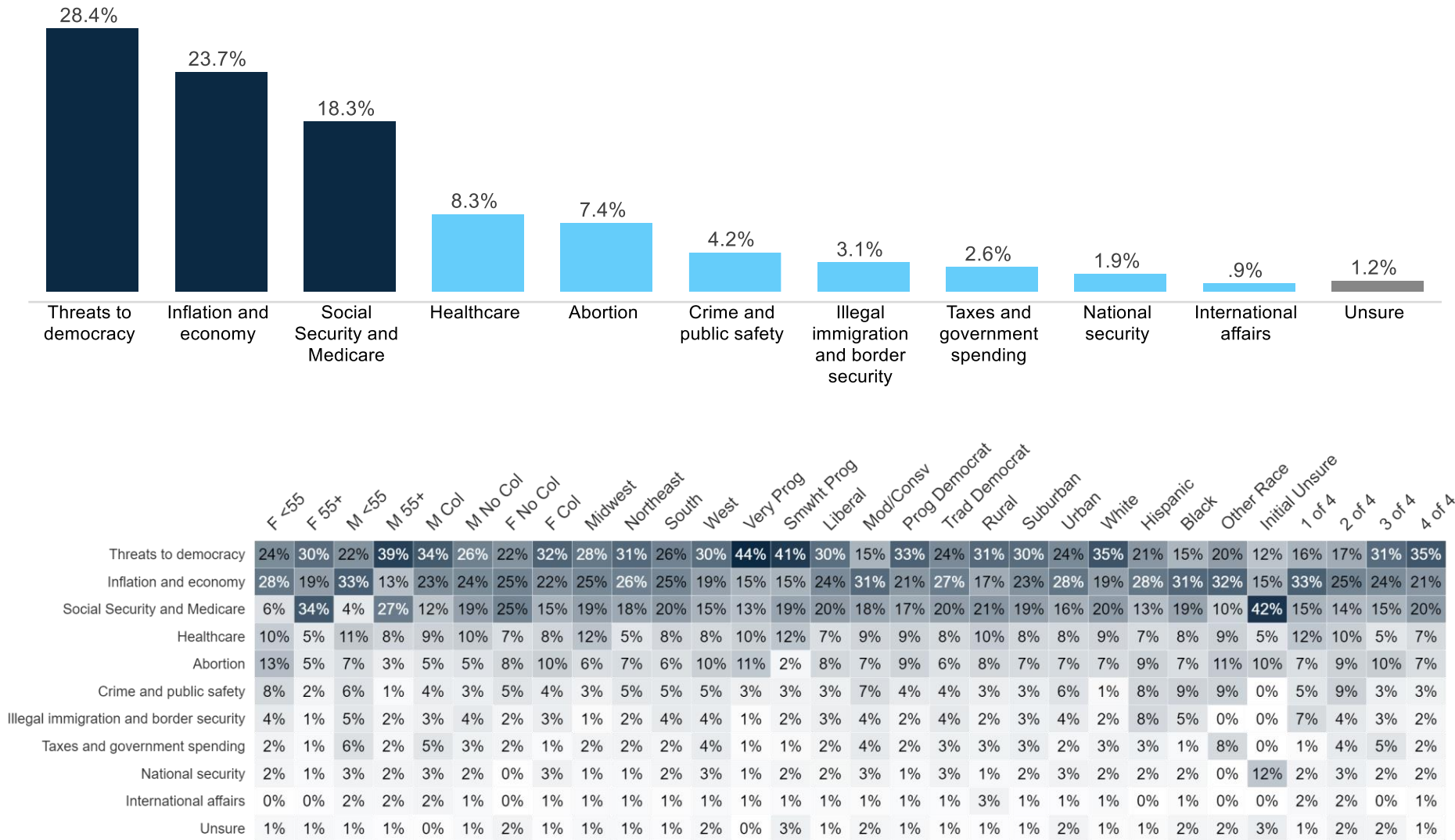
- The types of foreign assistance the U.S. should prioritize are **food aid** (42%) and **human rights** (33%).
  - **Health system support** (30%) and **disaster relief** (29%) are also of higher relevance.
- 88% believe it is **important** for the U.S. to provide foreign assistance, and **81% believe the U.S. is effective in doing so**.
  - A plurality of voters (40%) believe the U.S. currently **spends about the right amount** on foreign assistance. 24% say too much and 25% say too little. More progressive voters believe the U.S. spends too little.
- 43% believe NGOs are more efficient and accountable at implementing foreign assistance, more than the 26% who side with the government.
  - Another plurality believe **NGOs should fill the void** of current foreign assistance cutting.
- **Humanitarian assistance** (47%), **disaster relief and recovery** (36%), and **emergency relief and recovery** (33%) are the leading preferred terms to describe foreign assistance.
  - A majority believe that **foreign assistance can be both humanitarian and strategic** for U.S. interests.
- **Barack Obama** (95 fav, 4 unfav) has an impeccable image, and both the **U.S. Military** (81 fav, 13 unfav) and **NATO** (78 fav, 8 unfav) have very strong images. The **UN** (83 fav, 8 unfav) is also very favorable.
  - Less voters have an opinion of **NGOs** (51 fav, 10 unfav), but they are favorable to a majority. Men show them the most favorability.
  - **USAID** (72 fav, 5 unfav) is favorable across the electorate.

## Insights & Analysis

- Segmentation analysis identified three voter groups:
  - ***Low Propensity Voters/Mid Support on Foreign Assistance*** (35%) show support for foreign assistance that is solidified after messaging. They are the youngest segment, skew female, and are more Progressive than Traditional.
  - ***High Propensity Voters/High Support on Foreign Assistance*** (52%) show the most support for foreign assistance. They are the oldest segment, skew female, and are more Progressive than Traditional.
  - ***Indifferent/Low Support on Foreign Assistance*** (13%) show the least support for foreign assistance, and messaging doesn't have a particular effect. They are a middle-aged segment, skew the most female, and are more Traditional than Progressive.

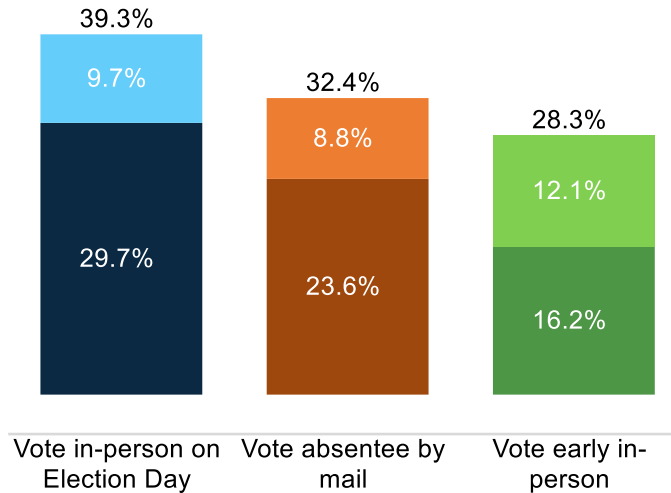


# Top Priority



Which one of the following issues is the most important to you in the election for U.S. Congress?

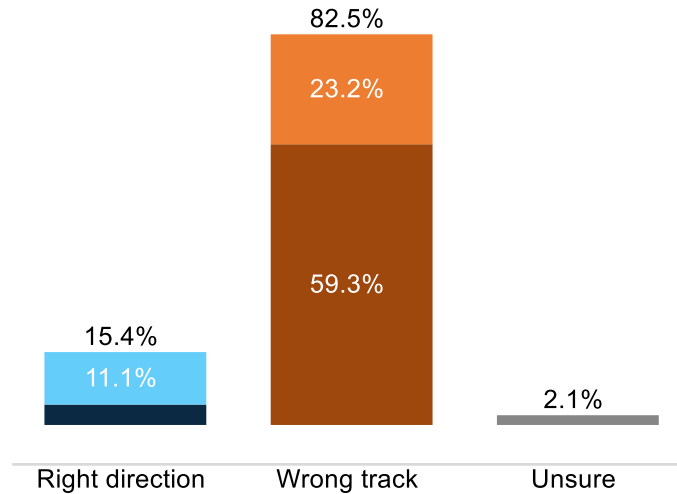
# Vote Method



	F <55	F 55+	M <55	M 55+	M Col	M No Col	F No Col	F Col	Midwest	Northeast	South	West	Very Prog	Smwht Prog	Liberal	Mod/Consrv	Prog Democrat	Trad Democrat	Rural	Suburban	Urban	White	Hispanic	Black	Other Race	Initial Unsure	1 of 4	2 of 4	3 of 4	4 of 4
Definitely vote	64%	73%	68%	73%	73%	68%	69%	68%	70%	71%	64%	74%	71%	65%	68%	71%	69%	70%	71%	69%	69%	71%	69%	66%	64%	81%	60%	66%	60%	75%
Probably vote	36%	27%	32%	27%	27%	32%	31%	32%	30%	29%	36%	26%	29%	35%	32%	29%	31%	30%	29%	31%	31%	29%	31%	34%	36%	19%	40%	34%	40%	25%
Vote in-person on Election Day	49%	32%	44%	32%	37%	40%	39%	41%	47%	48%	41%	23%	37%	31%	38%	44%	41%	38%	41%	37%	42%	36%	48%	46%	27%	43%	47%	49%	42%	35%
Vote absentee by mail	24%	40%	22%	44%	31%	34%	35%	29%	26%	27%	19%	61%	30%	36%	34%	30%	31%	33%	38%	35%	27%	36%	21%	23%	53%	39%	25%	26%	26%	37%
Vote early in-person	27%	28%	34%	24%	31%	26%	26%	30%	27%	25%	40%	16%	33%	32%	27%	26%	28%	28%	22%	29%	31%	28%	31%	31%	20%	18%	28%	24%	33%	28%
Definitely vote in-person on Election Day	34%	26%	35%	23%	30%	29%	30%	30%	36%	40%	29%	17%	29%	22%	28%	35%	30%	30%	29%	27%	33%	28%	36%	35%	13%	37%	31%	38%	29%	27%
Probably vote in-person on Election Day	15%	6%	8%	9%	7%	11%	9%	12%	11%	8%	12%	5%	8%	9%	10%	9%	11%	9%	11%	9%	9%	8%	11%	11%	14%	5%	17%	11%	12%	8%
Definitely vote absentee by mail	15%	31%	15%	35%	24%	25%	25%	21%	19%	17%	13%	48%	25%	25%	25%	20%	23%	25%	29%	26%	18%	27%	16%	14%	38%	30%	13%	15%	15%	30%
Probably vote absentee by mail	9%	10%	8%	9%	8%	9%	11%	7%	7%	10%	6%	13%	4%	11%	9%	10%	8%	9%	9%	9%	9%	5%	9%	15%	9%	12%	12%	11%	6%	
Definitely vote early in-person	14%	17%	18%	15%	20%	13%	14%	17%	16%	14%	23%	9%	17%	18%	15%	16%	16%	16%	13%	16%	18%	16%	17%	17%	13%	14%	16%	13%	16%	17%
Probably vote early in-person	13%	11%	16%	8%	12%	13%	11%	13%	11%	10%	17%	8%	16%	14%	12%	10%	12%	12%	8%	13%	13%	12%	14%	14%	7%	4%	11%	11%	17%	11%

How do you plan to vote in the November 2026 general election for U.S. Congress?

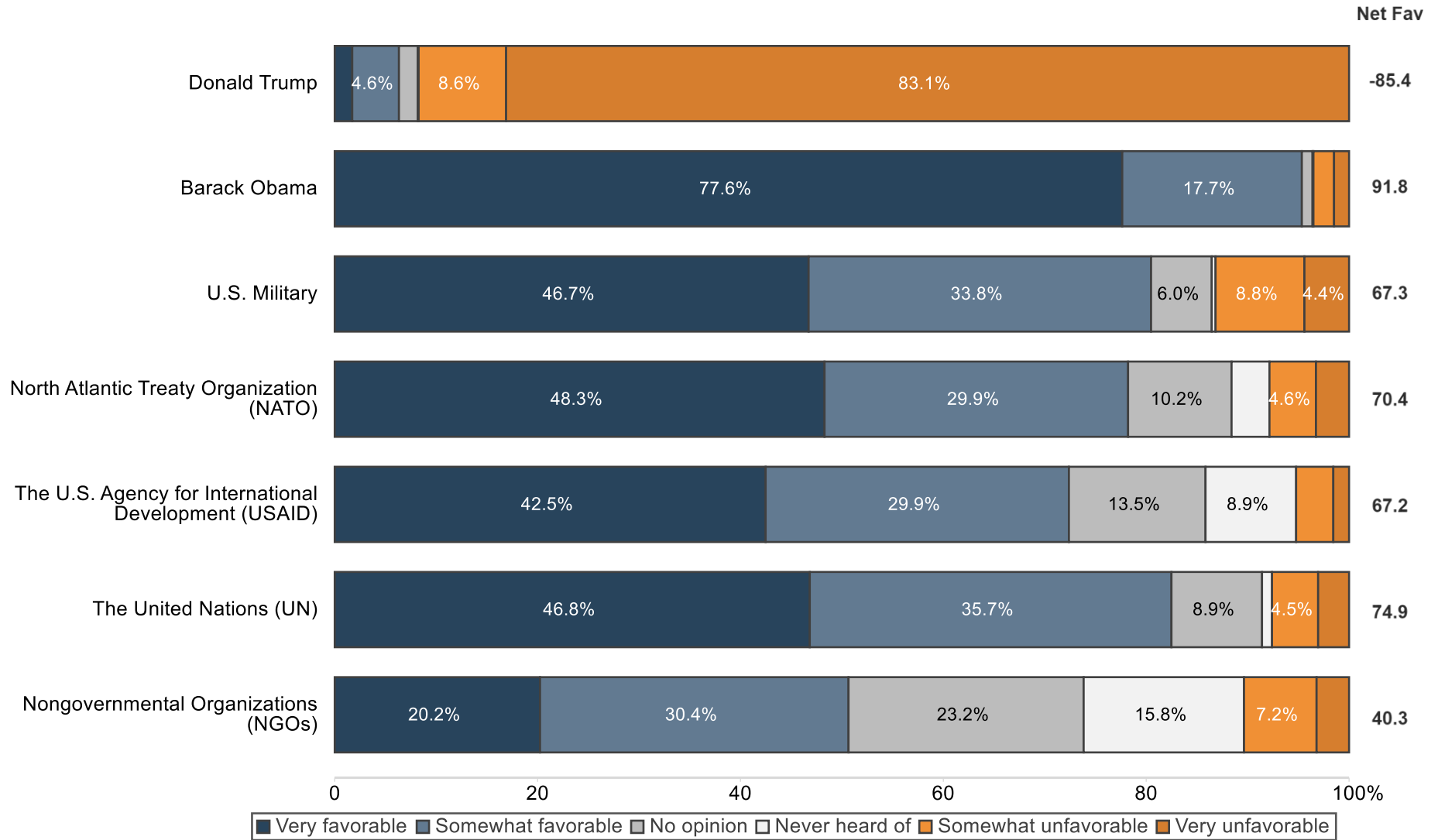
# Country Direction



	F <55		F 55+		M <55		M 55+		M Col		M No Col		F No Col		F Col		Midwest	Northeast	South	West	Very Prog	Smwht Prog	Liberal	Mod/Cons	Prog Democrat	Trad Democrat	Rural	Suburban	Urban	White	Hispanic	Black	Other Race	Initial Unsure	1 of 4	2 of 4	3 of 4	4 of 4
Right direction	19%	7%	31%	7%	23%	16%	16%	9%	15%	11%	19%	14%	9%	11%	14%	22%	15%	16%	12%	13%	21%	11%	16%	27%	20%	5%	29%	19%	14%	11%								
Wrong track	78%	92%	67%	92%	76%	82%	82%	89%	83%	86%	79%	84%	91%	87%	84%	76%	83%	82%	86%	85%	77%	88%	80%	70%	76%	80%	71%	77%	80%	88%								
Definitely the right direction	5%	1%	11%	1%	7%	4%	5%	1%	2%	4%	5%	5%	3%	3%	6%	5%	4%	3%	2%	8%	3%	5%	10%	0%	5%	10%	4%	8%	2%									
Mostly the right direction	13%	5%	20%	7%	15%	12%	11%	7%	13%	7%	14%	8%	4%	8%	11%	16%	10%	13%	9%	11%	12%	8%	11%	17%	20%	0%	19%	16%	6%	9%								
Mostly the wrong track	21%	20%	30%	24%	21%	34%	21%	21%	21%	28%	26%	18%	10%	16%	22%	34%	20%	27%	23%	24%	22%	20%	31%	27%	25%	27%	30%	35%	21%	19%								
Definitely the wrong track	56%	72%	38%	68%	55%	48%	61%	68%	62%	59%	53%	66%	82%	71%	62%	42%	64%	55%	63%	61%	55%	68%	49%	43%	51%	53%	40%	42%	60%	69%								
Unsure	4%	1%	2%	1%	1%	2%	2%	3%	2%	2%	2%	2%	0%	2%	2%	2%	2%	2%	2%	2%	2%	1%	4%	3%	3%	16%	1%	4%	5%	1%								

Generally speaking, would you say things in the United States are headed in the right direction or off on the wrong track?

# Image Tests



# Image Tests Heatmap

## Favorable

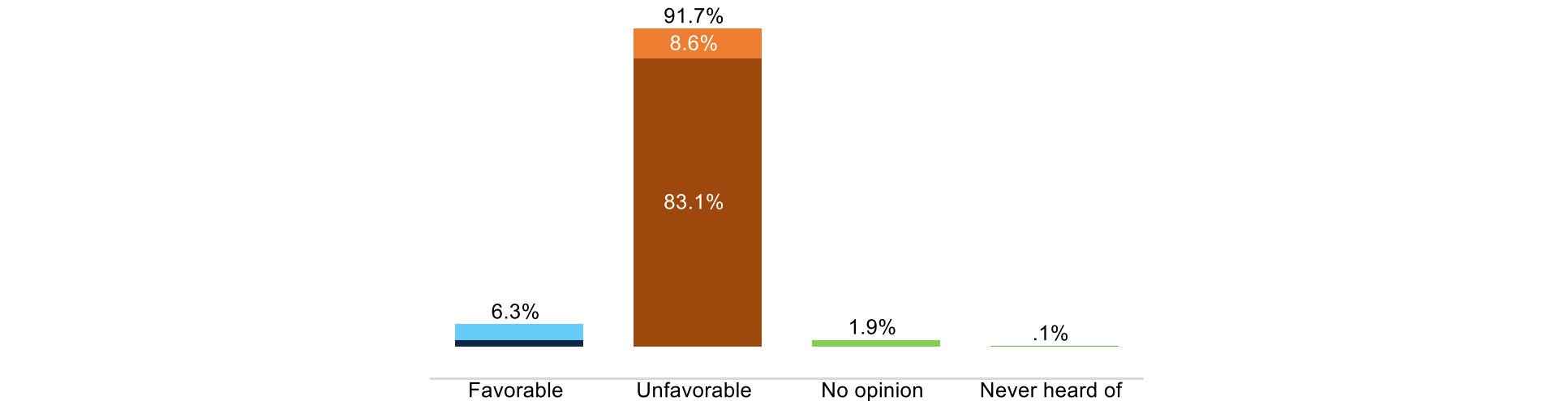
	F <55	F 55+	M <55	M 55+	M Col	M No Col	F No Col	F Col	Midwest	Northeast	South	West	Very Prog	Smwht Prog	Liberal	Mod/Consrv	Prog Democrat	Trad Democrat	Rural	Suburban	Urban	White	Hispanic	Black	Other Race	Initial Unsure	1 of 4	2 of 4	3 of 4	4 of 4
Donald Trump	7%	2%	16%	2%	11%	7%	5%	4%	5%	6%	8%	6%	6%	3%	6%	8%	6%	7%	5%	4%	11%	5%	5%	11%	13%	0%	13%	9%	8%	4%
Barack Obama	94%	97%	91%	99%	96%	94%	96%	96%	97%	95%	95%	95%	93%	97%	97%	94%	94%	97%	95%	95%	95%	96%	96%	94%	91%	96%	88%	95%	94%	97%
U.S. Military	68%	88%	75%	93%	87%	80%	76%	80%	82%	85%	79%	77%	65%	75%	84%	85%	77%	85%	83%	80%	80%	84%	73%	77%	69%	55%	63%	82%	75%	84%
North Atlantic Treaty Organization (NATO)	65%	83%	77%	92%	88%	79%	64%	85%	76%	81%	75%	82%	88%	86%	82%	68%	81%	76%	79%	80%	75%	86%	67%	63%	78%	47%	51%	66%	89%	87%
The U.S. Agency for International Development (USAID)	59%	74%	79%	84%	85%	77%	59%	74%	74%	71%	71%	74%	83%	77%	75%	64%	77%	69%	74%	76%	66%	79%	64%	60%	71%	37%	52%	58%	69%	82%
The United Nations (UN)	71%	88%	84%	90%	89%	84%	73%	86%	80%	83%	81%	86%	90%	89%	86%	73%	85%	80%	84%	84%	80%	87%	83%	70%	80%	56%	66%	77%	82%	88%
Nongovernmental Organizations (NGOs)	43%	43%	65%	58%	66%	57%	34%	53%	49%	51%	48%	55%	59%	51%	50%	48%	54%	49%	46%	50%	53%	51%	56%	44%	55%	27%	40%	43%	46%	56%

## Unfavorable

	F <55	F 55+	M <55	M 55+	M Col	M No Col	F No Col	F Col	Midwest	Northeast	South	West	Very Prog	Smwht Prog	Liberal	Mod/Consrv	Prog Democrat	Trad Democrat	Rural	Suburban	Urban	White	Hispanic	Black	Other Race	Initial Unsure	1 of 4	2 of 4	3 of 4	4 of 4
Donald Trump	90%	96%	82%	98%	88%	91%	92%	95%	94%	92%	90%	92%	93%	96%	92%	89%	92%	91%	94%	94%	87%	95%	93%	84%	83%	96%	81%	88%	91%	95%
Barack Obama	4%	2%	8%	1%	3%	6%	3%	3%	3%	4%	4%	4%	6%	3%	2%	4%	5%	2%	3%	3%	4%	4%	2%	3%	7%	0%	7%	4%	4%	2%
U.S. Military	21%	7%	18%	5%	11%	13%	13%	15%	12%	10%	14%	16%	30%	15%	12%	7%	16%	10%	12%	14%	13%	12%	20%	10%	20%	6%	24%	12%	20%	11%
North Atlantic Treaty Organization (NATO)	10%	3%	14%	4%	8%	11%	8%	5%	10%	6%	8%	7%	7%	7%	8%	9%	8%	8%	5%	9%	8%	5%	9%	13%	11%	0%	19%	13%	5%	5%
The U.S. Agency for International Development (USAID)	7%	3%	9%	2%	5%	6%	6%	4%	5%	5%	5%	6%	4%	3%	5%	6%	5%	5%	3%	4%	8%	3%	8%	10%	4%	0%	16%	5%	6%	3%
The United Nations (UN)	8%	5%	12%	7%	8%	11%	7%	6%	9%	6%	7%	8%	5%	6%	8%	9%	7%	8%	4%	9%	7%	6%	6%	10%	17%	0%	13%	10%	9%	6%
Nongovernmental Organizations (NGOs)	12%	7%	16%	7%	12%	11%	9%	10%	12%	7%	12%	9%	9%	11%	10%	11%	10%	11%	12%	9%	11%	10%	9%	14%	5%	4%	23%	12%	13%	7%



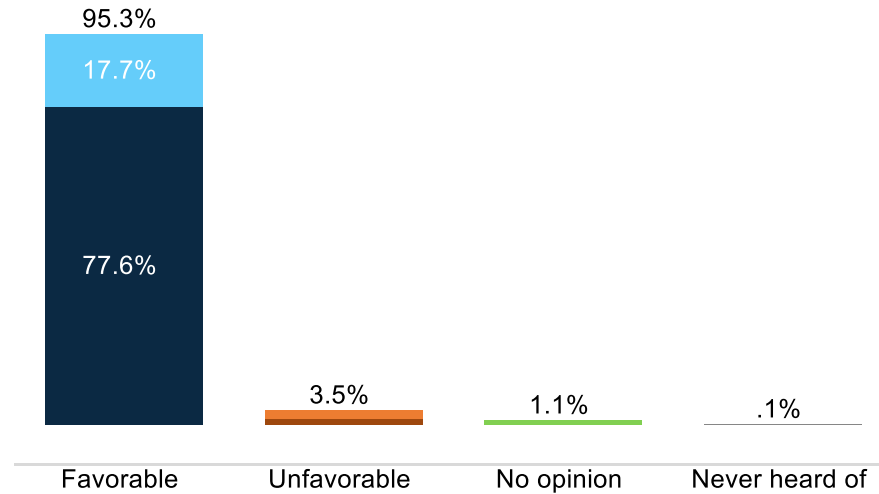
# Image: Donald Trump



	F <55	F 55+	M <55	M 55+	M Col	M No Col	F No Col	F Col	Midwest	Northeast	South	West	Very Prog	Smwht Prog	Liberal	Mod/Consrv	Prog Democrat	Trad Democrat	Rural	Suburban	Urban	White	Hispanic	Black	Other Race	Initial Unsure	1 of 4	2 of 4	3 of 4	4 of 4
Favorable Total	7%	2%	16%	2%	11%	7%	5%	4%	5%	6%	8%	6%	6%	3%	6%	8%	6%	7%	5%	4%	11%	5%	5%	11%	13%	0%	13%	9%	8%	4%
Unfavorable Total	90%	96%	82%	98%	88%	91%	92%	95%	94%	92%	90%	92%	93%	96%	92%	89%	92%	91%	94%	94%	87%	95%	93%	84%	83%	96%	81%	88%	91%	95%
Very favorable	3%	1%	3%	1%	2%	2%	2%	2%	1%	1%	2%	3%	1%	1%	2%	2%	2%	1%	1%	3%	1%	1%	3%	4%	0%	6%	2%	1%	1%	
Somewhat favorable	5%	1%	13%	1%	9%	6%	4%	2%	3%	5%	6%	3%	5%	2%	5%	5%	4%	5%	3%	3%	8%	3%	4%	8%	10%	0%	7%	8%	6%	3%
Somewhat unfavorable	8%	6%	15%	6%	12%	10%	7%	7%	7%	10%	9%	8%	1%	5%	6%	17%	8%	9%	5%	9%	10%	6%	14%	10%	14%	11%	15%	15%	6%	5%
Very unfavorable	82%	90%	66%	92%	76%	81%	85%	88%	87%	82%	81%	84%	92%	91%	86%	73%	84%	82%	89%	85%	77%	88%	79%	74%	70%	84%	66%	73%	85%	90%
No opinion	2%	2%	3%	0%	1%	2%	3%	1%	2%	2%	2%	2%	1%	1%	1%	3%	2%	2%	2%	2%	2%	1%	2%	5%	3%	4%	5%	3%	1%	1%
Never heard of	0%	0%	0%	0%	0%	0%	0%	0%	0%	0%	0%	0%	0%	0%	0%	0%	0%	0%	0%	0%	0%	0%	0%	0%	0%	1%	0%	0%	0%	0%

Do you have a favorable or unfavorable opinion of Donald Trump?

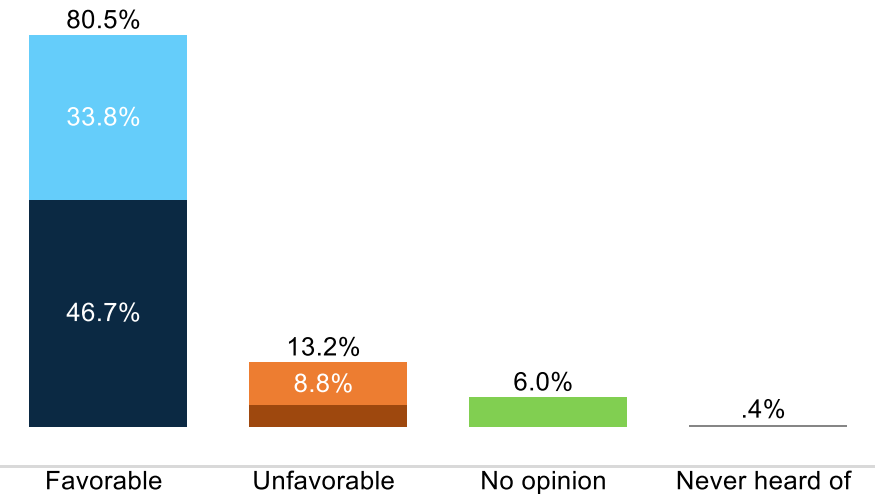
# Image: Barack Obama



	F <55	F 55+	M <55	M 55+	M Col	M No Col	F No Col	F Col	Midwest	Northeast	South	West	Very Prog	Smwht Prog	Liberal	Mod/Consrv	Prog Democrat	Trad Democrat	Rural	Suburban	Urban	White	Hispanic	Black	Other Race	Initial Unsure	1 of 4	2 of 4	3 of 4	4 of 4
Favorable Total	94%	97%	91%	99%	96%	94%	96%	96%	97%	95%	95%	95%	93%	97%	97%	94%	94%	97%	95%	95%	95%	96%	96%	94%	91%	96%	88%	95%	94%	97%
Unfavorable Total	4%	2%	8%	1%	3%	6%	3%	3%	3%	4%	4%	4%	6%	3%	2%	4%	5%	2%	3%	3%	4%	4%	2%	3%	7%	0%	7%	4%	4%	2%
Very favorable	73%	84%	68%	86%	77%	76%	79%	78%	81%	76%	75%	79%	80%	83%	80%	71%	78%	77%	80%	79%	75%	80%	69%	80%	61%	69%	59%	76%	80%	82%
Somewhat favorable	21%	13%	23%	13%	18%	18%	17%	18%	16%	20%	19%	16%	13%	14%	17%	22%	16%	19%	15%	17%	20%	16%	27%	14%	30%	27%	29%	19%	14%	15%
Somewhat unfavorable	2%	0%	5%	1%	3%	3%	2%	1%	2%	2%	2%	2%	5%	2%	1%	2%	3%	1%	2%	2%	2%	3%	2%	1%	2%	0%	4%	2%	3%	1%
Very unfavorable	2%	1%	2%	1%	0%	3%	1%	2%	1%	2%	1%	2%	1%	1%	1%	2%	2%	1%	2%	1%	2%	1%	0%	2%	6%	0%	3%	2%	1%	1%
No opinion	2%	1%	1%	0%	1%	0%	1%	2%	0%	1%	2%	1%	1%	0%	1%	2%	1%	1%	1%	1%	1%	0%	2%	2%	2%	4%	5%	1%	2%	0%
Never heard of	0%	0%	0%	0%	0%	0%	0%	0%	0%	0%	0%	0%	0%	0%	0%	0%	0%	0%	0%	0%	0%	0%	0%	0%	0%	0%	0%	0%	0%	0%

Do you have a favorable or unfavorable opinion of Barack Obama?

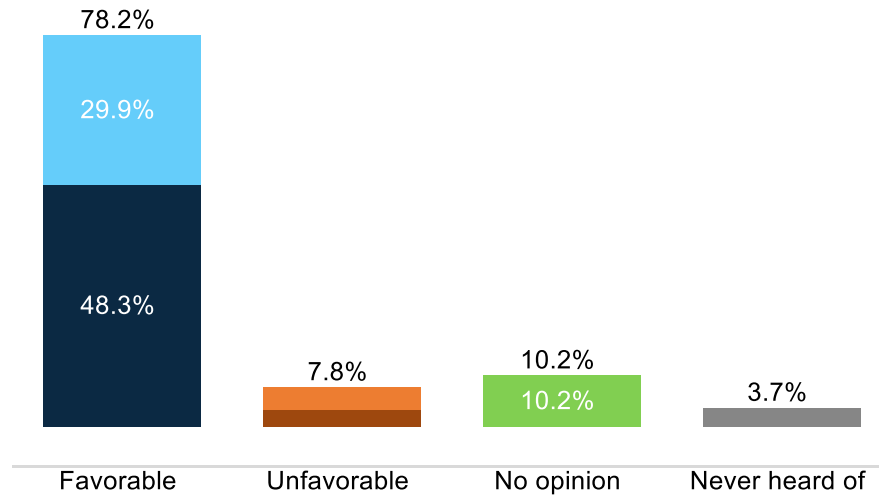
# Image: U.S. Military



	F <55	F 55+	M <55	M 55+	M Col	M No Col	F No Col	F Col	Midwest	Northeast	South	West	Very Prog	Smwht Prog	Liberal	Mod/Consrv	Prog Democrat	Trad Democrat	Rural	Suburban	Urban	White	Hispanic	Black	Other Race	Initial Unsure	1 of 4	2 of 4	3 of 4	4 of 4
Favorable Total	68%	88%	75%	93%	87%	80%	76%	80%	82%	85%	79%	77%	65%	75%	84%	85%	77%	85%	83%	80%	80%	84%	73%	77%	69%	55%	63%	82%	75%	84%
Unfavorable Total	21%	7%	18%	5%	11%	13%	13%	15%	12%	10%	14%	16%	30%	15%	12%	7%	16%	10%	12%	14%	13%	12%	20%	10%	20%	6%	24%	12%	20%	11%
Very favorable	27%	59%	44%	61%	50%	54%	44%	42%	49%	49%	46%	44%	30%	39%	46%	57%	42%	52%	48%	45%	48%	50%	41%	48%	20%	35%	31%	48%	47%	50%
Somewhat favorable	41%	29%	31%	33%	37%	26%	32%	38%	34%	36%	33%	33%	34%	37%	37%	28%	35%	33%	35%	35%	31%	34%	32%	30%	49%	20%	32%	34%	28%	35%
Somewhat unfavorable	14%	5%	12%	4%	6%	10%	9%	10%	8%	6%	10%	10%	19%	11%	8%	5%	11%	6%	7%	10%	8%	8%	11%	6%	20%	0%	17%	8%	15%	6%
Very unfavorable	7%	3%	6%	1%	4%	4%	5%	5%	3%	4%	5%	5%	11%	3%	4%	3%	5%	4%	4%	4%	6%	4%	9%	4%	0%	6%	7%	4%	4%	4%
No opinion	10%	5%	6%	2%	3%	5%	10%	5%	6%	5%	6%	7%	5%	9%	4%	7%	7%	4%	5%	6%	7%	4%	7%	12%	11%	39%	10%	6%	6%	5%
Never heard of	1%	0%	1%	0%	0%	1%	1%	0%	0%	0%	1%	0%	0%	1%	0%	0%	1%	0%	1%	0%	0%	0%	0%	1%	0%	0%	2%	0%	0%	0%

Do you have a favorable or unfavorable opinion of U.S. Military?

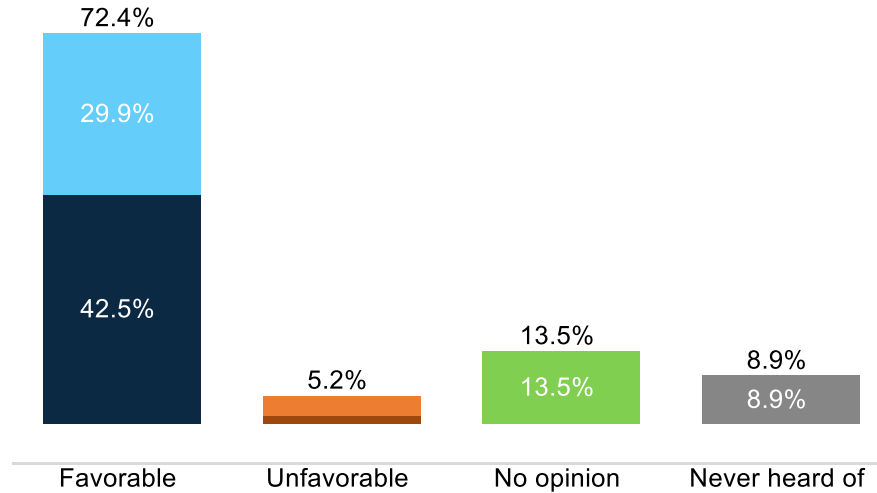
# Image: North Atlantic Treaty Organization (NATO)



	F <55	F 55+	M <55	M 55+	M Col	M No Col	F No Col	F Col	Midwest	Northeast	South	West	Very Prog	Smwht Prog	Liberal	Mod/Consrv	Prog Democrat	Trad Democrat	Rural	Suburban	Urban	White	Hispanic	Black	Other Race	Initial Unsure	1 of 4	2 of 4	3 of 4	4 of 4
Favorable Total	65%	83%	77%	92%	88%	79%	64%	85%	76%	81%	75%	82%	88%	86%	82%	68%	81%	76%	79%	80%	75%	86%	67%	63%	78%	47%	51%	66%	89%	87%
Unfavorable Total	10%	3%	14%	4%	8%	11%	8%	5%	10%	6%	8%	7%	7%	8%	9%	8%	8%	5%	9%	8%	5%	9%	13%	11%	0%	19%	13%	5%	5%	
Very favorable	30%	55%	47%	68%	59%	54%	34%	51%	49%	50%	42%	56%	58%	59%	52%	36%	52%	45%	49%	52%	43%	59%	33%	32%	30%	18%	17%	36%	50%	59%
Somewhat favorable	36%	28%	30%	23%	29%	25%	30%	34%	27%	31%	33%	26%	30%	27%	29%	32%	29%	31%	30%	28%	32%	27%	34%	31%	48%	29%	34%	30%	40%	28%
Somewhat unfavorable	6%	2%	8%	3%	6%	6%	4%	3%	5%	3%	5%	4%	5%	6%	4%	6%	5%	5%	2%	5%	5%	3%	5%	7%	6%	0%	11%	9%	2%	3%
Very unfavorable	5%	1%	6%	1%	2%	5%	4%	2%	5%	3%	3%	3%	2%	2%	4%	3%	3%	3%	3%	4%	3%	2%	4%	6%	5%	0%	8%	5%	3%	2%
No opinion	18%	9%	8%	3%	3%	8%	19%	7%	12%	10%	11%	8%	3%	1%	8%	16%	8%	11%	11%	8%	13%	8%	14%	15%	11%	44%	20%	15%	6%	7%
Never heard of	7%	5%	1%	1%	0%	2%	8%	3%	2%	3%	6%	2%	6%	2%	7%	3%	5%	4%	4%	4%	1%	9%	9%	0%	9%	10%	6%	0%	2%	

Do you have a favorable or unfavorable opinion of North Atlantic Treaty Organization (NATO)?

# Image: The U.S. Agency for International Development (USAID)

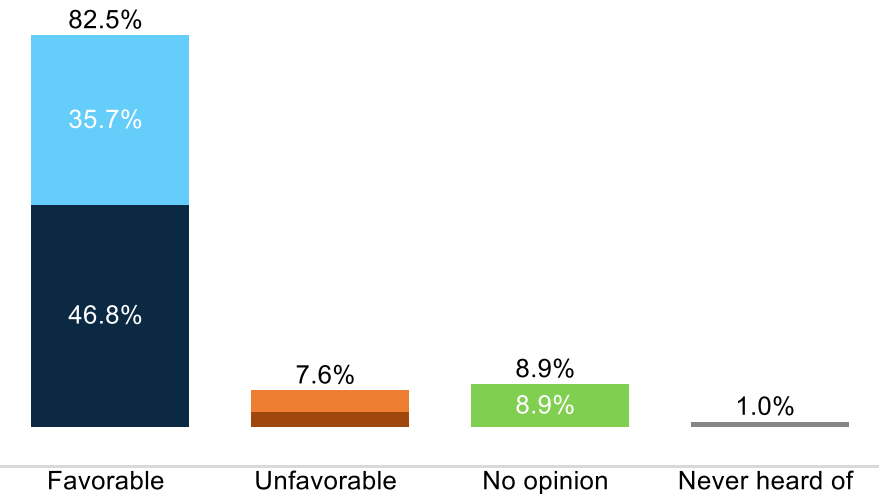


	F <55	F 55+	M <55	M 55+	M Col	M No Col	F No Col	F Col	Midwest	Northeast	South	West	Very Prog	Smwht Prog	Liberal	Mod/Consv	Prog Democrat	Trad Democrat	Rural	Suburban	Urban	White	Hispanic	Black	Other Race	Initial Unsure	1 of 4	2 of 4	3 of 4	4 of 4
Favorable Total	59%	74%	79%	84%	85%	77%	59%	74%	74%	71%	71%	74%	83%	77%	75%	64%	77%	69%	74%	76%	66%	79%	64%	60%	71%	37%	52%	58%	69%	82%
Unfavorable Total	7%	3%	9%	2%	5%	6%	6%	4%	5%	5%	5%	6%	4%	3%	5%	6%	5%	5%	3%	4%	8%	3%	8%	10%	4%	0%	16%	5%	6%	3%
Very favorable	27%	49%	42%	56%	50%	47%	31%	46%	44%	44%	40%	44%	55%	53%	44%	31%	47%	38%	46%	44%	38%	49%	31%	34%	32%	16%	24%	28%	27%	53%
Somewhat favorable	31%	25%	37%	28%	35%	30%	28%	29%	30%	27%	31%	31%	29%	23%	30%	33%	30%	31%	28%	32%	27%	30%	34%	27%	39%	21%	28%	30%	42%	29%
Somewhat unfavorable	4%	2%	8%	2%	4%	5%	3%	3%	5%	3%	2%	5%	4%	3%	3%	4%	3%	4%	2%	3%	5%	2%	5%	6%	4%	0%	10%	5%	4%	2%
Very unfavorable	3%	1%	1%	0%	0%	1%	3%	1%	0%	1%	3%	1%	0%	0%	2%	2%	1%	2%	1%	1%	2%	0%	3%	4%	0%	0%	6%	0%	2%	1%
No opinion	23%	14%	6%	6%	6%	7%	22%	15%	15%	14%	15%	11%	5%	11%	13%	19%	11%	15%	15%	11%	17%	11%	17%	17%	12%	39%	18%	24%	13%	9%
Never heard of	11%	9%	7%	8%	5%	10%	13%	7%	6%	11%	10%	9%	8%	10%	7%	11%	8%	10%	7%	9%	10%	7%	10%	13%	13%	25%	14%	13%	12%	6%

Do you have a favorable or unfavorable opinion of The U.S. Agency for International Development (USAID)?



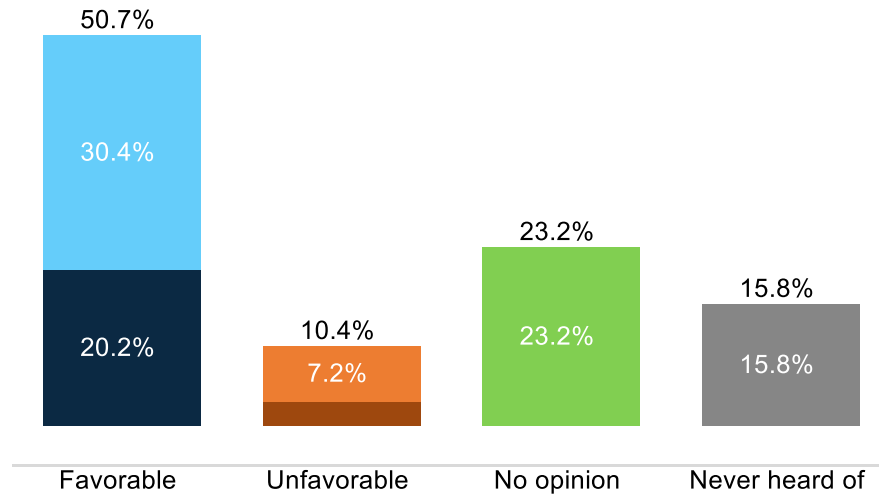
# Image: The United Nations (UN)



	F <55	F 55+	M <55	M 55+	M Col	M No Col	F No Col	F Col	Midwest	Northeast	South	West	Very Prog	Smwht Prog	Liberal	Mod/Consrv	Prog Democrat	Trad Democrat	Rural	Suburban	Urban	White	Hispanic	Black	Other Race	Initial Unsure	1 of 4	2 of 4	3 of 4	4 of 4
Favorable Total	71%	88%	84%	90%	89%	84%	73%	86%	80%	83%	81%	86%	90%	89%	86%	73%	85%	80%	84%	84%	80%	87%	83%	70%	80%	56%	66%	77%	82%	88%
Unfavorable Total	8%	5%	12%	7%	8%	11%	7%	6%	9%	6%	7%	8%	5%	6%	8%	9%	7%	8%	4%	9%	7%	6%	10%	17%	0%	13%	10%	9%	6%	
Very favorable	35%	54%	46%	53%	51%	48%	41%	49%	50%	46%	42%	52%	56%	45%	51%	39%	50%	44%	53%	49%	41%	52%	42%	37%	39%	36%	29%	37%	45%	54%
Somewhat favorable	35%	34%	38%	37%	38%	36%	32%	37%	30%	37%	39%	34%	34%	44%	35%	35%	35%	36%	32%	34%	40%	35%	41%	34%	41%	20%	37%	40%	37%	34%
Somewhat unfavorable	4%	2%	9%	4%	6%	7%	4%	2%	6%	4%	4%	5%	3%	5%	4%	5%	5%	4%	2%	6%	3%	4%	3%	4%	11%	0%	10%	7%	2%	3%
Very unfavorable	4%	3%	3%	3%	2%	4%	3%	4%	3%	2%	3%	4%	2%	2%	3%	4%	2%	4%	2%	3%	4%	2%	3%	6%	6%	0%	3%	4%	6%	2%
No opinion	19%	7%	4%	3%	3%	5%	17%	7%	10%	11%	10%	4%	4%	5%	6%	16%	7%	11%	11%	6%	12%	7%	9%	17%	4%	39%	16%	12%	9%	6%
Never heard of	2%	1%	0%	1%	0%	0%	3%	0%	0%	0%	2%	1%	0%	1%	2%	1%	1%	1%	1%	1%	0%	2%	3%	0%	5%	6%	0%	0%	0%	1%

Do you have a favorable or unfavorable opinion of The United Nations (UN)?

# Image: Nongovernmental Organizations (NGOs)



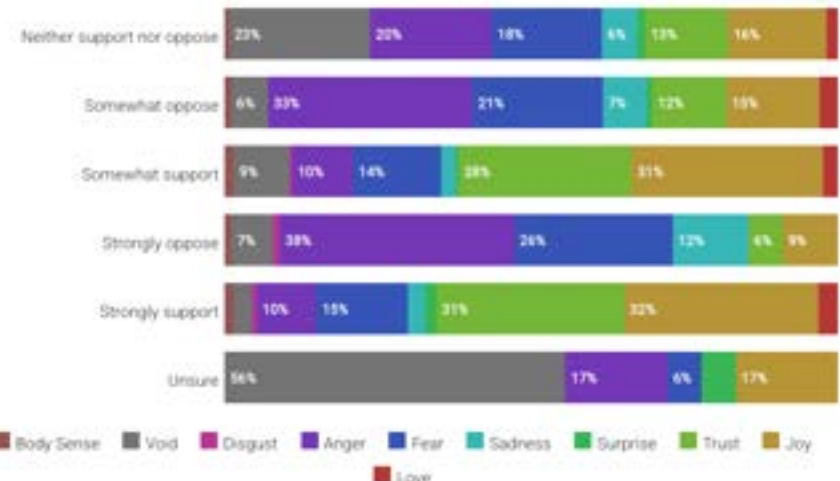
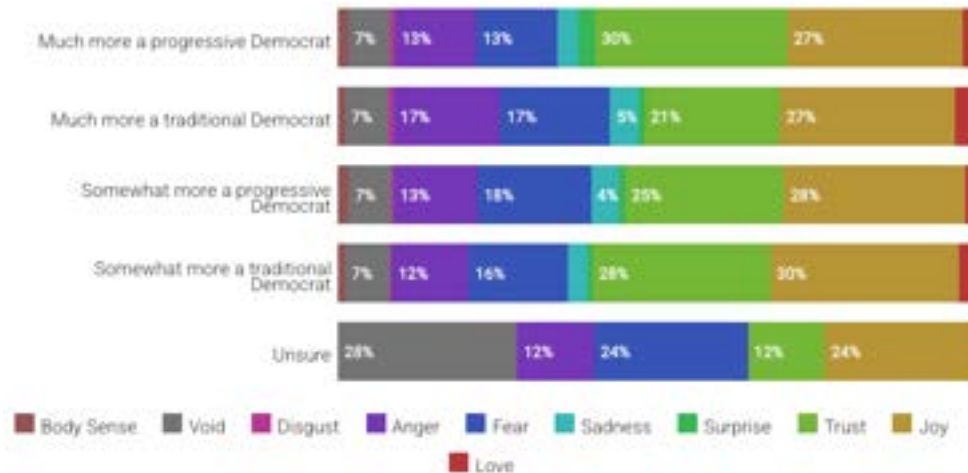
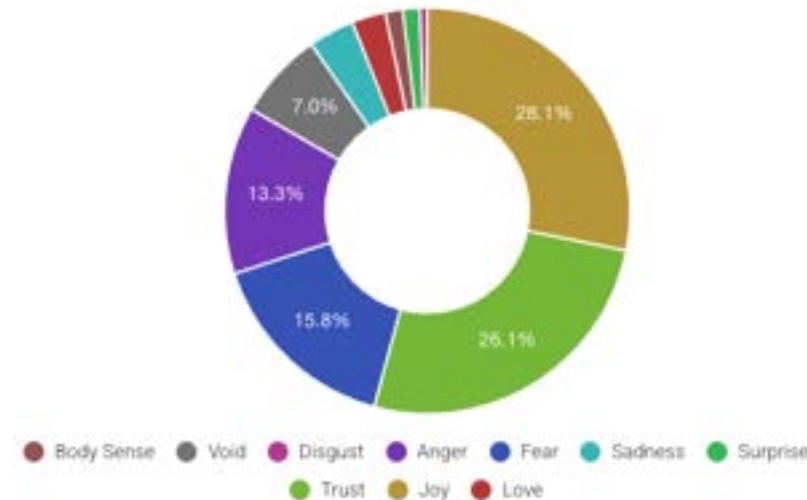
	F <55	F 55+	M <55	M 55+	M Col	M No Col	F No Col	F Col	Midwest	Northeast	South	West	Very Prog	Smwht Prog	Liberal	Mod/Consrv	Prog Democrat	Trad Democrat	Rural	Suburban	Urban	White	Hispanic	Black	Other Race	Initial Unsure	1 of 4	2 of 4	3 of 4	4 of 4
Favorable Total	43%	43%	65%	58%	66%	57%	34%	53%	49%	51%	48%	55%	59%	51%	50%	48%	54%	49%	46%	50%	53%	51%	56%	44%	55%	27%	40%	43%	46%	56%
Unfavorable Total	12%	7%	16%	7%	12%	11%	9%	10%	12%	7%	12%	9%	9%	11%	10%	11%	10%	11%	12%	9%	11%	10%	9%	14%	5%	4%	23%	12%	13%	7%
Very favorable	17%	17%	24%	26%	30%	19%	13%	21%	19%	19%	21%	22%	32%	24%	20%	14%	23%	18%	18%	19%	24%	21%	23%	19%	15%	13%	17%	17%	8%	24%
Somewhat favorable	26%	26%	41%	32%	36%	38%	21%	32%	30%	32%	28%	33%	27%	27%	30%	34%	31%	31%	28%	32%	30%	30%	33%	26%	40%	14%	23%	26%	38%	33%
Somewhat unfavorable	7%	5%	11%	7%	10%	8%	6%	6%	8%	4%	9%	6%	8%	8%	7%	7%	7%	7%	7%	7%	7%	7%	5%	9%	4%	4%	15%	9%	10%	5%
Very unfavorable	5%	3%	5%	0%	2%	3%	3%	4%	4%	2%	3%	3%	1%	2%	3%	5%	3%	4%	5%	2%	4%	3%	4%	5%	2%	0%	8%	3%	3%	2%
No opinion	27%	27%	15%	19%	15%	20%	30%	24%	25%	21%	24%	22%	19%	24%	22%	25%	20%	25%	29%	23%	21%	24%	19%	25%	18%	21%	19%	23%	24%	23%
Never heard of	18%	22%	4%	15%	7%	13%	26%	13%	13%	22%	15%	14%	13%	15%	18%	15%	15%	15%	13%	18%	15%	15%	16%	17%	22%	48%	18%	22%	17%	14%

Do you have a favorable or unfavorable opinion of Nongovernmental Organizations (NGOs)?

# Emotive Analysis – Foreign Assistance

- Democratic voters express **much more positive emotions than negative emotions** about foreign assistance. **Trust** and **joy** are the dominant emotions as foreign assistance is welcomed by these voters. There is a **connected feeling** between foreign assistance and **doing the right thing**, and there are many mentions of the **humanitarian necessity**.
  - The negative emotions of **anger** and **fear** are **much less prevalent**, though there are many references to putting **America first** as opposed to supporting foreign assistance.
- Progressive Democrats** tend to have a more immediate and favorable opinion of foreign assistance than and **Traditional Democrats**. The level of support to opposition is consistent among both groups as the positive opinions of foreign assistance outweigh the negatives.

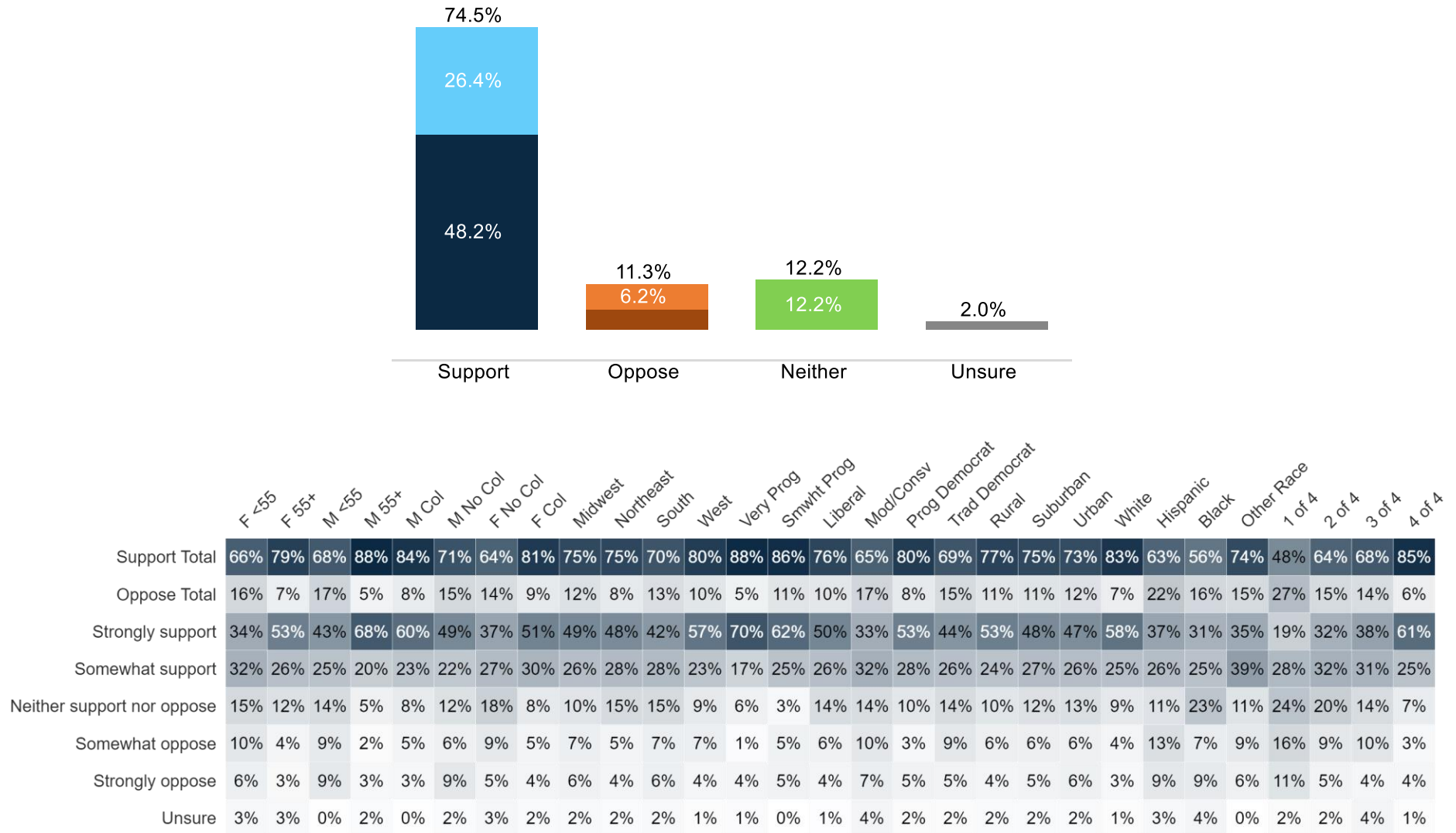
Primary Emotions Breakdown  
Distribution



## Select Quotes – Foreign Assistance

- **Pro Foreign Assistance:**
- *“It is a good idea to help people. It is the **right thing to do**.”* Woman, 45 – 54, Progressive Democrat
- *“Providing aid to other countries helps the United States in a variety of ways. It is essential to holding **our place upon the world stage**.”* Man, 55 – 64, Progressive Democrat
- *“I feel that we are a country that has always tried to help less fortunate countries with **humanitarian support**. That is why up until now we have always been well respected by most countries.”* Woman, 55 – 64, Traditional Democrat
- **Anti Foreign Assistance:**
- *“Take care of **USA FIRST**.”* Woman, 55 – 64, Progressive Democrat
- *“I think it is a **big mistake**.”* Woman, 45 – 54, Traditional Democrat
- *“I **wish we would worry about ourselves**.”* Man, 45 – 54, Traditional Democrat
- **Ambivalent:**
- *“I **do not really care** because more troops would die.”* Man, 18 – 29, Progressive Democrat
- *“I **would rather** money be spent here.”* Woman, 55 – 64, Progressive Democrat
- *“It **can be beneficial** if the aid is used effectively to improve infrastructure, healthcare, and education, but **there should be accountability** to ensure it reaches those in need and is not misused.”* Man, 18 – 29, Traditional Democrat
- *“I am **not sure** in this one. I feel like there are a lot of people that need help here in the United States that need to get it first.”* Woman, 18 – 29, Traditional Democrat

# Initial Foreign Assistance



Do you support or oppose the United States providing non-military foreign assistance to people in other countries that are in need?



## Messages (1/2)

**Humanitarian Responsibility:** *Foreign assistance reflects America's commitment to helping people in need, no matter where they live. From disaster relief to global health programs, we have a moral responsibility to help families and communities rebuild their lives and protect their futures.*

**Christian Values:** *Christianity is based on service, compassion, and helping the most vulnerable. Foreign assistance programs help rescue victims of trafficking, provide clean water, provide healthcare, and bring hope to those in crisis. Whether led by faith, morality, or a commitment to our values, our nation has been blessed, and we should be a blessing to others.*

**Compassion:** *America is strongest when it stands for compassion and justice. Foreign assistance reflects the best of our values, showing the world that we are a nation that helps others in their time of need.*

**Humanitarian & Helps US:** *Foreign assistance is both an act of humanitarian compassion and a smart investment in America's future. By providing aid, we save lives, build stronger global partnerships, and create a safer, more stable world—benefiting both those in need and America's long-term interests.*

**Localization:** *When international partners work closely with local organizations, experience and local expertise combine to form the best outcomes. The most effective form of foreign assistance teaches communities how to help themselves.*

**Racial-Social Justice/DEI:** *Foreign assistance is a crucial part of the fight for racial and social justice. U.S. foreign assistance is a powerful instrument to dismantle systemic barriers, challenge institutional discrimination, and address global inequality head-on. With this approach, we're building a world that's more just and equitable for all.*

**Countering China:** *Foreign assistance is one of the principal ways America shows strength in the world. When America walks away and stops providing support to countries or international organizations, it allows China to come in and take over.*

**Economic Benefits:** *Foreign assistance boosts the American economy by creating new trade opportunities and jobs at home. When other countries prosper, they can buy more American goods and services, which benefits farmers, manufacturers, and businesses across the United States.*

## Messages (2/2)

**Mass Migration:** Foreign assistance is part of the solution to illegal immigration by addressing the root causes driving people to leave their countries, such as poverty and instability. When we invest abroad, people have better opportunities in their own communities and stay home, reducing the flow of people to the United States.

**National Security:** Foreign assistance is an essential tool for keeping America safe. By stabilizing regions before they become hotbeds of terrorism or conflict, we can prevent threats from reaching our shores and limit wars from breaking out. It's far less costly to invest in building peace abroad than to fight wars later.

**NGOs vs. Federal Government:** Foreign assistance doesn't have to mean bigger government. Trusted nongovernmental organization (NGO) partners deliver results efficiently because they must perform or lose funding—unlike government agencies. Supporting foreign assistance through NGOs ensures faster impact and lower costs for taxpayers.

**International Organizations/Force Multiplier:** The opioid crisis is global, with most fentanyl coming from abroad but harming U.S. communities. Foreign assistance and partnerships with international organizations help combat trafficking and addiction. Last year, U.S. overdose deaths fell for the first time since 2018, largely due to these efforts. Without global cooperation, the crisis will worsen.

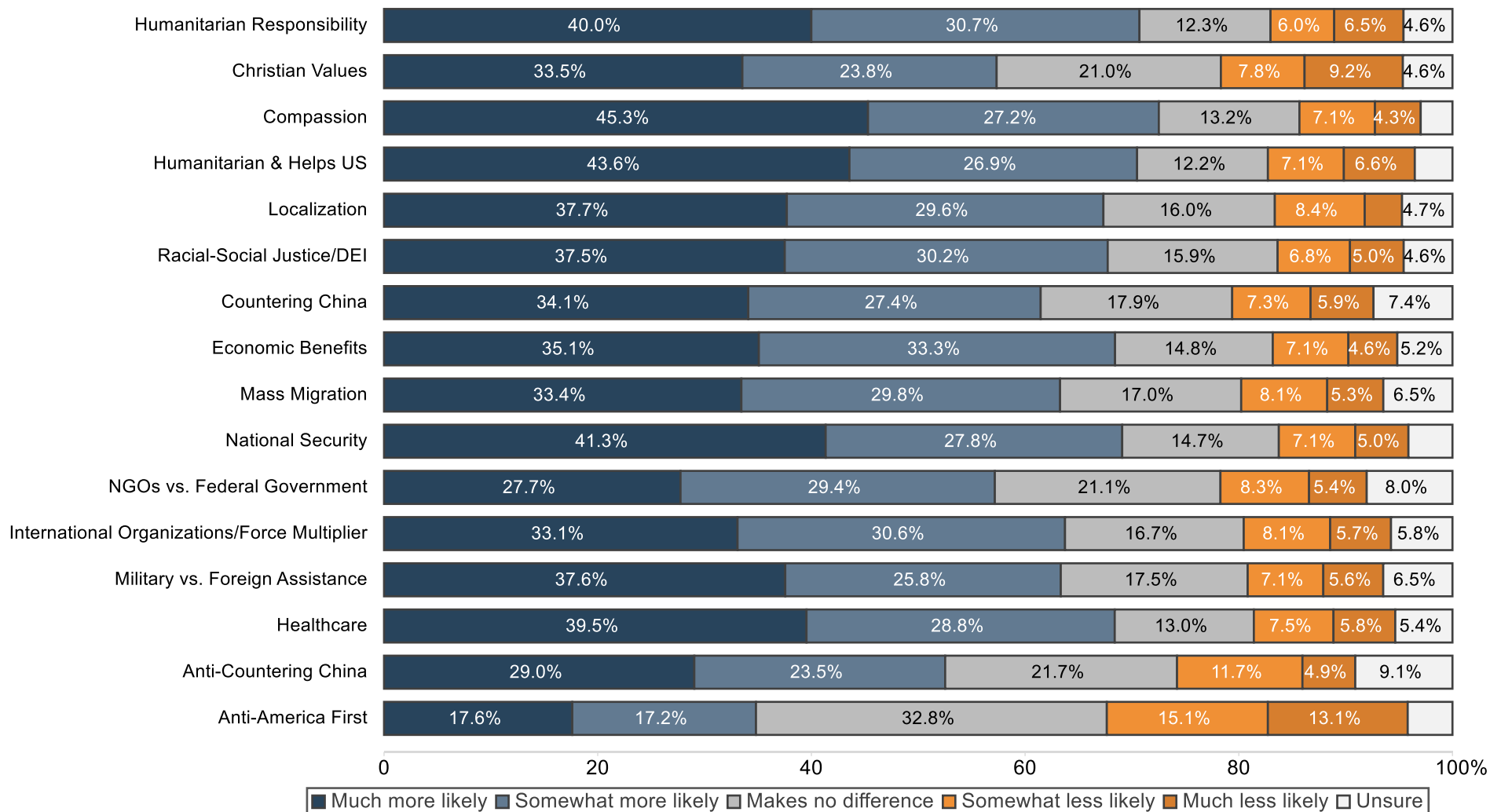
**Military vs. Foreign Assistance:** Military intervention isn't the only way to stabilize foreign countries. Foreign assistance invests in long-term stability at a fraction of the cost – and without putting American lives at risk.

**Healthcare:** Investing in health systems and health workers around the globe helps keep Americans safer and healthier. Foreign assistance helps strengthen health systems around the globe so everyone, everywhere has access to health care and health threats are contained before reaching American shores.

**Anti-Countering China:** U.S. foreign assistance isn't a tool to counter China. It's for helping people. It shouldn't be used as a soft power tool. That puts aid workers in danger and seen as tools of the American regime.

**Anti-America First:** The United States has its own problems that need to be addressed before we provide foreign assistance to other countries. America's people and priorities come first.

# Messages



# Messages - More Likely

	F <55	F 55+	M <55	M 55+	M Col	M No Col	F No Col	F Col	Midwest	Northeast	South	West	Very Prog	Smwh Prog	Liberal	Mod/Cons	Prog Democrat	Trad Democrat	Rural	Suburban	Urban	White	Hispanic	Black	Other Race	Initial Unsure	1 of 4	2 of 4	3 of 4	4 of 4
Humanitarian Responsibility	61%	78%	65%	80%	76%	68%	65%	75%	72%	69%	67%	76%	80%	76%	70%	68%	71%	71%	69%	72%	70%	76%	66%	61%	68%	34%	51%	63%	72%	78%
Christian Values	45%	71%	47%	66%	57%	55%	58%	58%	56%	62%	59%	52%	46%	57%	58%	63%	54%	62%	59%	57%	57%	61%	53%	55%	38%	36%	45%	55%	51%	62%
Compassion	62%	80%	67%	83%	78%	70%	66%	76%	71%	72%	71%	76%	74%	80%	74%	69%	75%	71%	75%	74%	69%	77%	72%	61%	62%	36%	56%	67%	70%	79%
Humanitarian & Helps US	61%	78%	63%	82%	76%	67%	63%	76%	70%	72%	68%	73%	75%	80%	74%	62%	72%	69%	73%	72%	67%	76%	61%	62%	66%	57%	53%	52%	72%	80%
Localization	55%	77%	58%	82%	70%	69%	61%	72%	64%	71%	62%	75%	70%	73%	68%	64%	68%	68%	73%	68%	64%	74%	56%	54%	71%	47%	44%	61%	69%	75%
Racial-Social Justice/DEI	62%	72%	68%	71%	72%	65%	64%	70%	67%	68%	67%	70%	76%	75%	69%	61%	69%	68%	67%	70%	64%	72%	66%	57%	60%	37%	56%	56%	72%	74%
Countering China	49%	65%	62%	74%	72%	62%	55%	60%	60%	60%	62%	63%	65%	73%	64%	55%	62%	62%	59%	64%	58%	67%	52%	52%	58%	30%	45%	52%	55%	69%
Economic Benefits	58%	73%	70%	76%	77%	68%	62%	69%	70%	68%	66%	72%	74%	77%	68%	66%	71%	67%	70%	69%	67%	72%	64%	59%	75%	45%	48%	60%	72%	76%
Mass Migration	56%	70%	58%	71%	65%	63%	57%	69%	61%	62%	63%	67%	68%	75%	63%	59%	66%	62%	65%	63%	63%	68%	59%	55%	53%	40%	50%	54%	59%	70%
National Security	57%	77%	62%	82%	77%	65%	63%	72%	64%	74%	66%	74%	77%	79%	71%	62%	72%	67%	72%	71%	64%	77%	59%	51%	71%	33%	50%	57%	67%	78%
NGOs vs. Federal Government	48%	60%	56%	67%	64%	58%	51%	59%	55%	56%	56%	62%	61%	66%	58%	53%	60%	55%	62%	58%	54%	61%	55%	49%	51%	40%	42%	48%	54%	64%
International Organizations/Force Multiplier	53%	74%	58%	70%	68%	59%	61%	66%	58%	67%	64%	66%	66%	70%	66%	59%	67%	61%	64%	65%	62%	69%	62%	51%	59%	54%	44%	58%	65%	70%
Military vs. Foreign Assistance	49%	73%	61%	74%	73%	60%	56%	66%	65%	61%	61%	68%	71%	70%	63%	59%	64%	63%	62%	64%	63%	71%	50%	50%	58%	53%	40%	50%	58%	73%
Healthcare	56%	81%	60%	77%	73%	63%	63%	74%	69%	70%	65%	70%	79%	80%	68%	62%	71%	66%	70%	71%	64%	75%	65%	55%	62%	52%	45%	60%	64%	77%
Anti-Countering China	43%	59%	55%	54%	55%	55%	50%	52%	52%	54%	51%	55%	57%	53%	53%	50%	53%	53%	58%	54%	48%	54%	51%	49%	51%	31%	43%	42%	57%	57%
Anti-America First	39%	32%	37%	30%	33%	35%	37%	33%	35%	37%	36%	31%	23%	30%	34%	43%	35%	36%	35%	32%	38%	30%	39%	45%	30%	45%	32%	42%	39%	33%



# Messages - Less Likely

	F <55	F 55+	M <55	M 55+	M Col	M No Col	F No Col	F Col	Midwest	Northeast	South	West	Very Prog	Smwh Prog	Liberal	Mod/Cons	Prog Democrat	Trad Democrat	Rural	Suburban	Urban	White	Hispanic	Black	Other Race	Initial Unsure	1 of 4	2 of 4	3 of 4	4 of 4
Humanitarian Responsibility	14%	8%	17%	11%	12%	16%	12%	11%	13%	13%	14%	10%	8%	15%	14%	12%	13%	12%	14%	13%	11%	10%	16%	15%	15%	4%	18%	18%	12%	9%
Christian Values	21%	11%	23%	15%	20%	18%	14%	18%	17%	15%	16%	20%	23%	18%	18%	13%	18%	16%	16%	17%	17%	15%	23%	16%	26%	16%	27%	21%	23%	13%
Compassion	16%	10%	13%	6%	8%	11%	13%	12%	11%	13%	11%	11%	13%	10%	11%	12%	12%	11%	11%	11%	11%	10%	12%	13%	20%	4%	19%	13%	10%	9%
Humanitarian & Helps US	18%	10%	19%	8%	14%	14%	16%	12%	14%	11%	15%	14%	11%	11%	13%	17%	14%	14%	14%	13%	15%	11%	21%	15%	13%	5%	24%	25%	10%	9%
Localization	18%	6%	17%	6%	14%	10%	13%	11%	13%	9%	14%	10%	10%	10%	13%	12%	12%	13%	9%	13%	12%	9%	20%	15%	6%	7%	21%	17%	8%	9%
Racial-Social Justice/DEI	16%	10%	11%	10%	10%	11%	14%	11%	11%	13%	12%	11%	11%	11%	11%	13%	12%	11%	15%	11%	11%	9%	16%	17%	12%	7%	20%	18%	13%	8%
Countering China	15%	13%	17%	8%	12%	13%	13%	14%	11%	14%	15%	12%	14%	10%	10%	17%	13%	13%	17%	11%	15%	12%	17%	16%	9%	9%	20%	21%	17%	10%
Economic Benefits	15%	10%	12%	9%	11%	11%	13%	12%	10%	9%	13%	14%	9%	11%	14%	10%	12%	12%	11%	12%	12%	11%	16%	11%	6%	0%	25%	13%	8%	9%
Mass Migration	13%	11%	18%	11%	17%	12%	16%	8%	14%	11%	14%	14%	13%	8%	15%	14%	13%	14%	14%	11%	16%	11%	16%	14%	22%	5%	18%	19%	14%	10%
National Security	16%	8%	17%	7%	9%	16%	12%	12%	17%	8%	12%	11%	8%	8%	12%	16%	12%	13%	10%	12%	13%	8%	24%	17%	10%	4%	20%	19%	17%	8%
NGOs vs. Federal Government	15%	12%	18%	9%	15%	12%	15%	13%	12%	14%	15%	13%	15%	15%	12%	15%	13%	15%	10%	15%	13%	13%	17%	13%	17%	0%	26%	17%	14%	11%
International Organizations/Force Multiplier	18%	7%	19%	13%	18%	14%	12%	12%	15%	12%	14%	14%	12%	9%	14%	16%	12%	16%	12%	13%	16%	12%	22%	14%	9%	7%	27%	18%	18%	9%
Military vs. Foreign Assistance	18%	9%	14%	10%	13%	10%	15%	11%	12%	13%	14%	12%	10%	9%	14%	14%	13%	13%	21%	11%	11%	10%	20%	14%	15%	0%	26%	18%	11%	9%
Healthcare	19%	6%	20%	8%	15%	13%	14%	11%	11%	10%	16%	15%	11%	10%	14%	15%	14%	13%	11%	12%	16%	9%	19%	18%	21%	0%	29%	15%	16%	9%
Anti-Countering China	19%	13%	17%	19%	20%	15%	17%	14%	16%	13%	19%	16%	14%	18%	15%	20%	18%	16%	18%	17%	16%	15%	22%	15%	22%	10%	25%	23%	13%	13%
Anti-America First	24%	29%	30%	31%	33%	28%	24%	29%	28%	26%	26%	33%	39%	26%	28%	25%	30%	27%	29%	31%	24%	29%	29%	23%	33%	17%	27%	27%	31%	28%



# How to Read a Cygnal Message Map (Example)

## Effectiveness (X Axis)

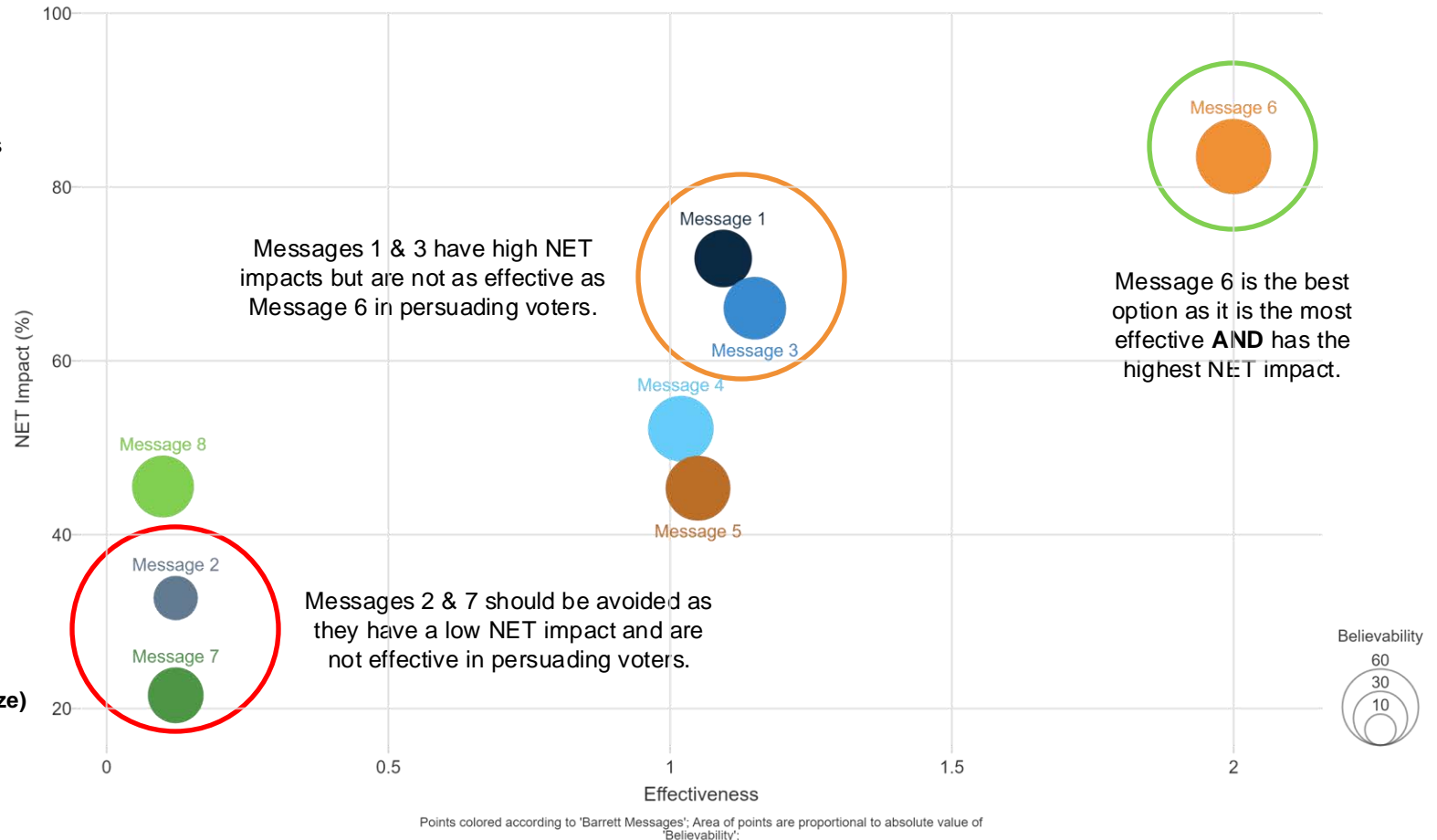
The horizontal position of each message indicates the message's *persuasion power* – the **most important** function. Messages positioned **furthest to the right** are the **most effective in changing** a voter's opinion. Pay attention to the **effectiveness scale** at the **bottom** and how messages compare graph-to-graph; standard range is 0 to 2.

## Net Impact (Y Axis)

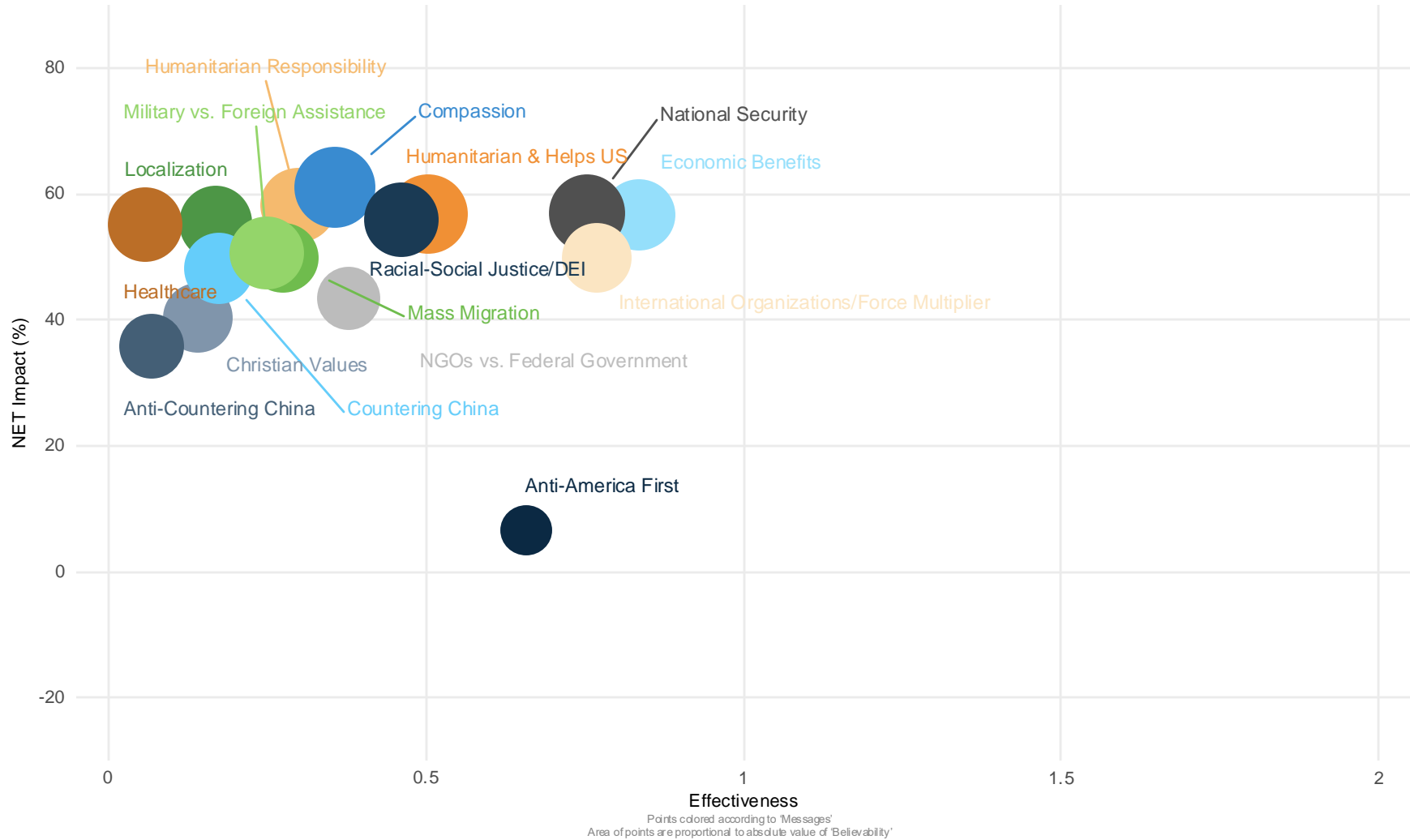
The vertical position of each message indicates the NET impact – or *popularity* – of each message. Messages with **highest position** have the **broadest appeal**. The closer a message is to the **bottom** of Net Impact, the more **drag** it has meaning it can cut against you.

## Believability (Bubble Size)

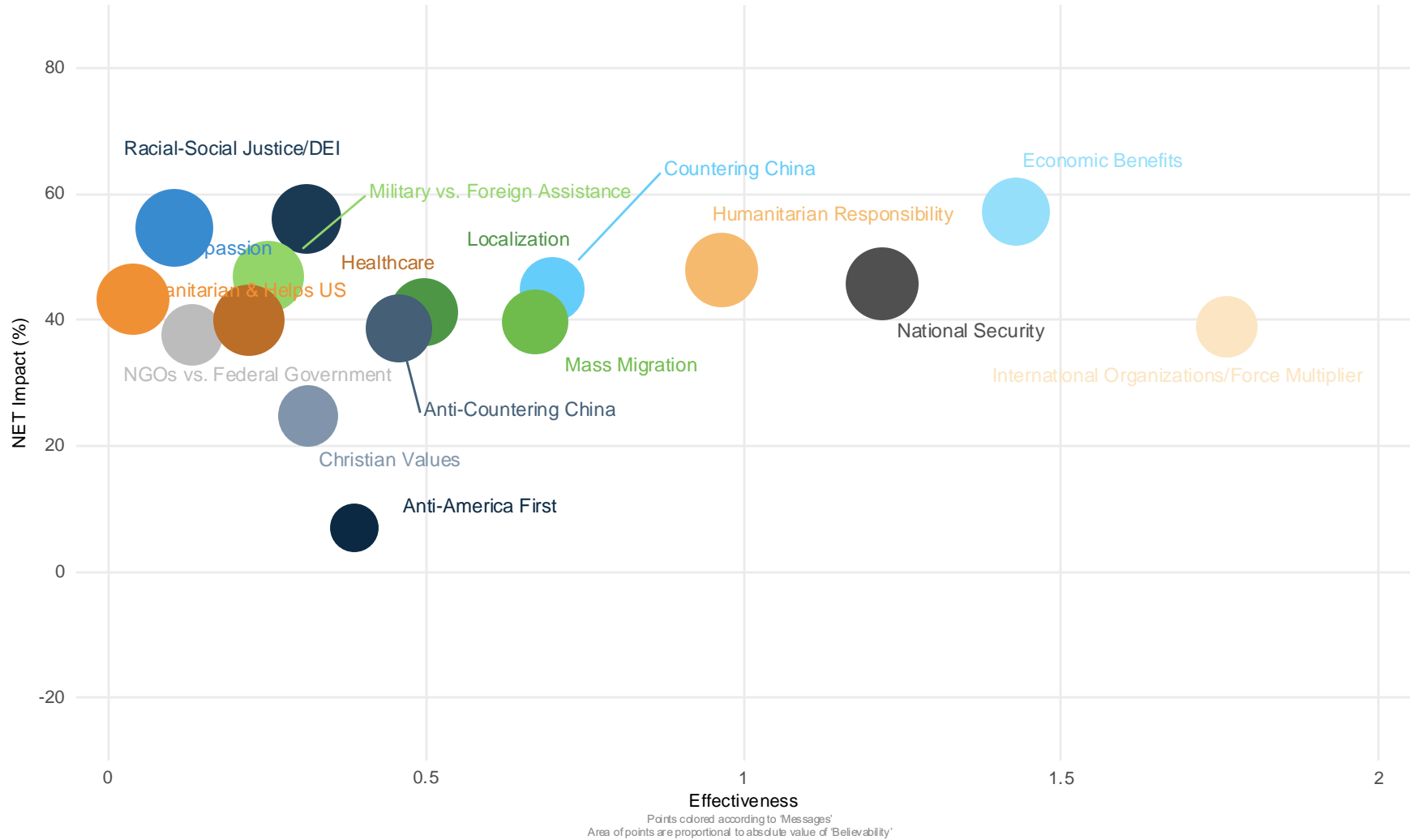
The size of each message's bubble reflects the **intensity** of responses (called *believability*). Larger bubbles reflect a high concentration of respondents choosing *much* more/less likely. This is a **comparative tool** for impact but third in importance of the overall graph.



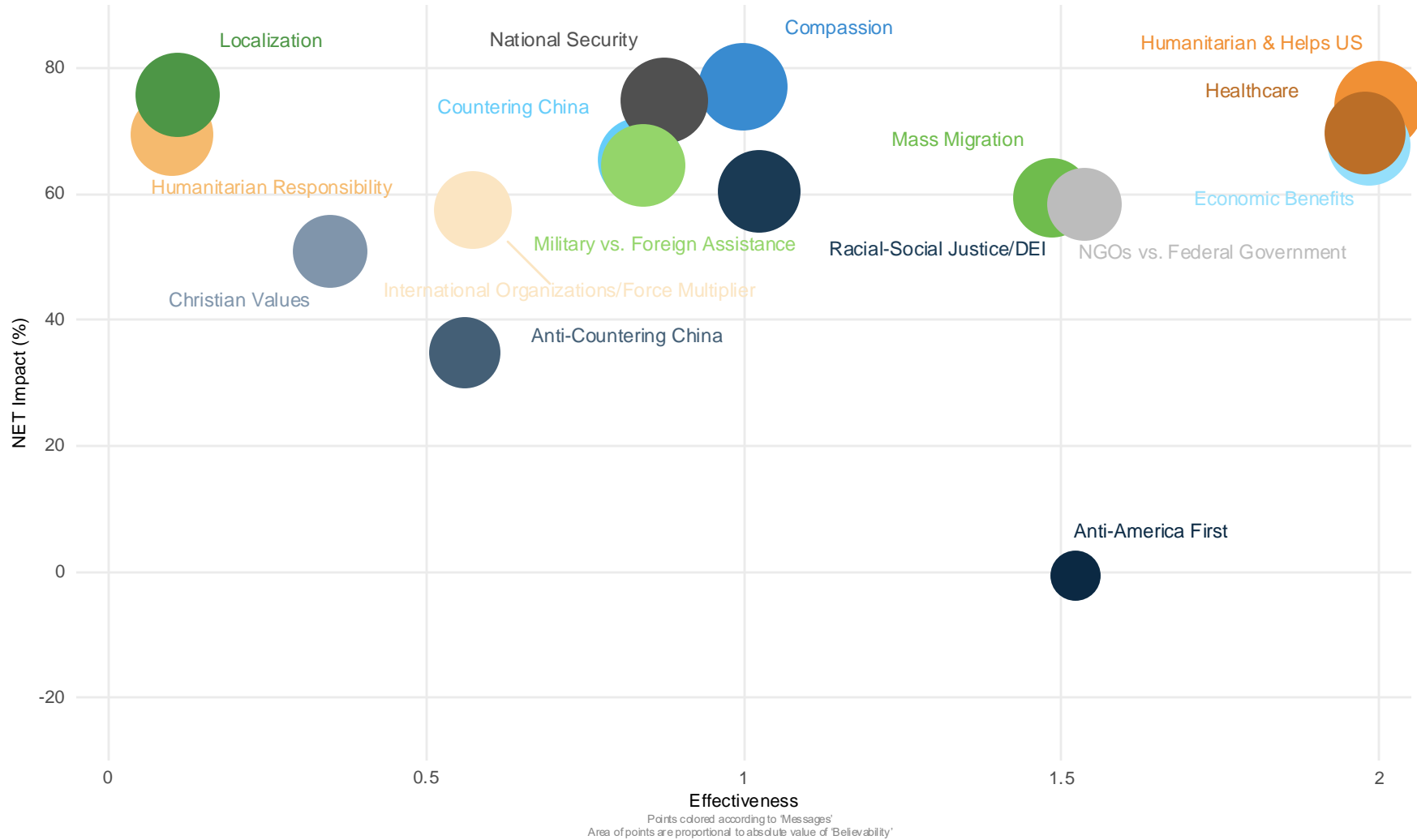
# Pro-Foreign Assistance Message Map: Overall



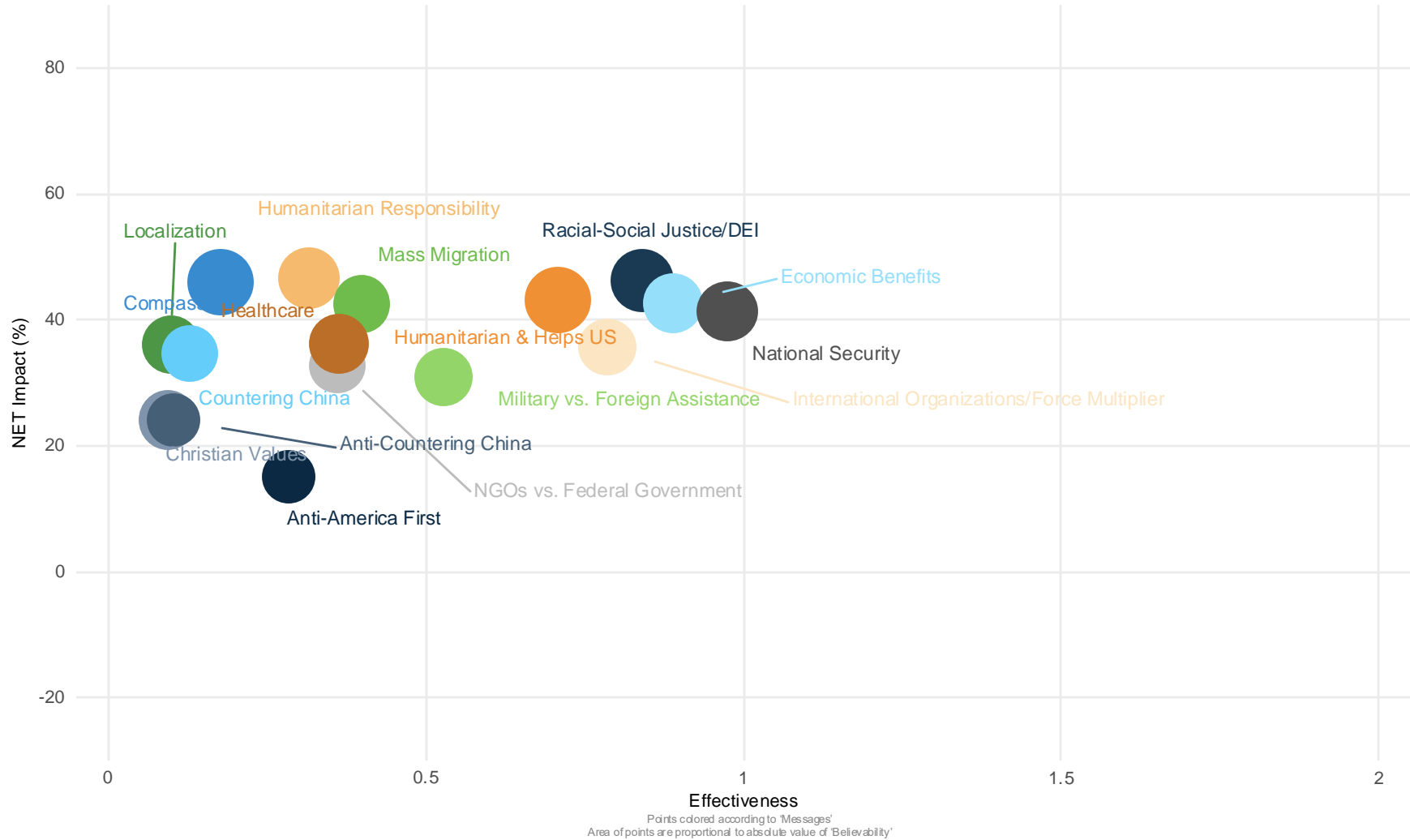
# Pro-Foreign Assistance Message Map: M <55



# Pro-Foreign Assistance Message Map: M 55+

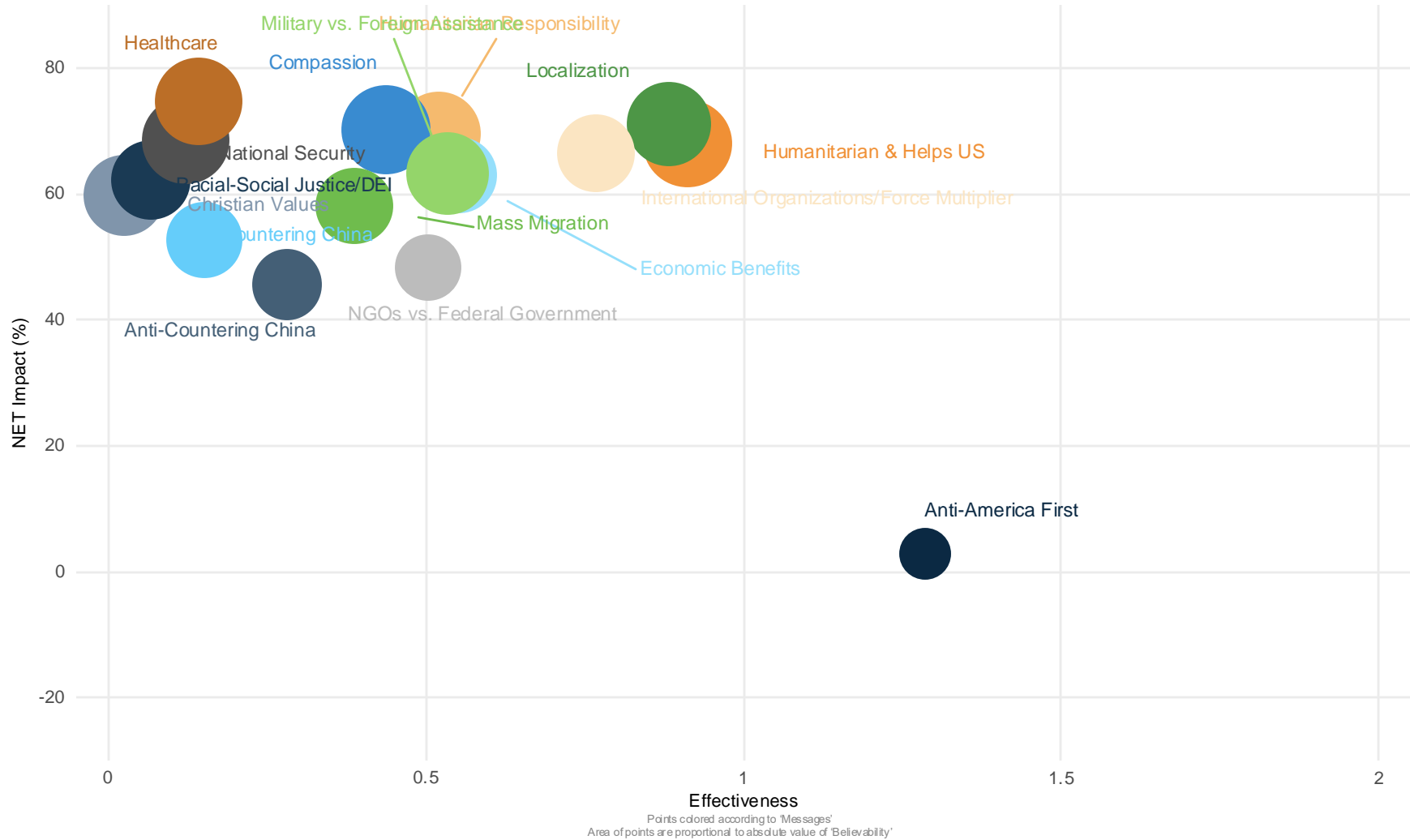


# Pro-Foreign Assistance Message Map: F <55

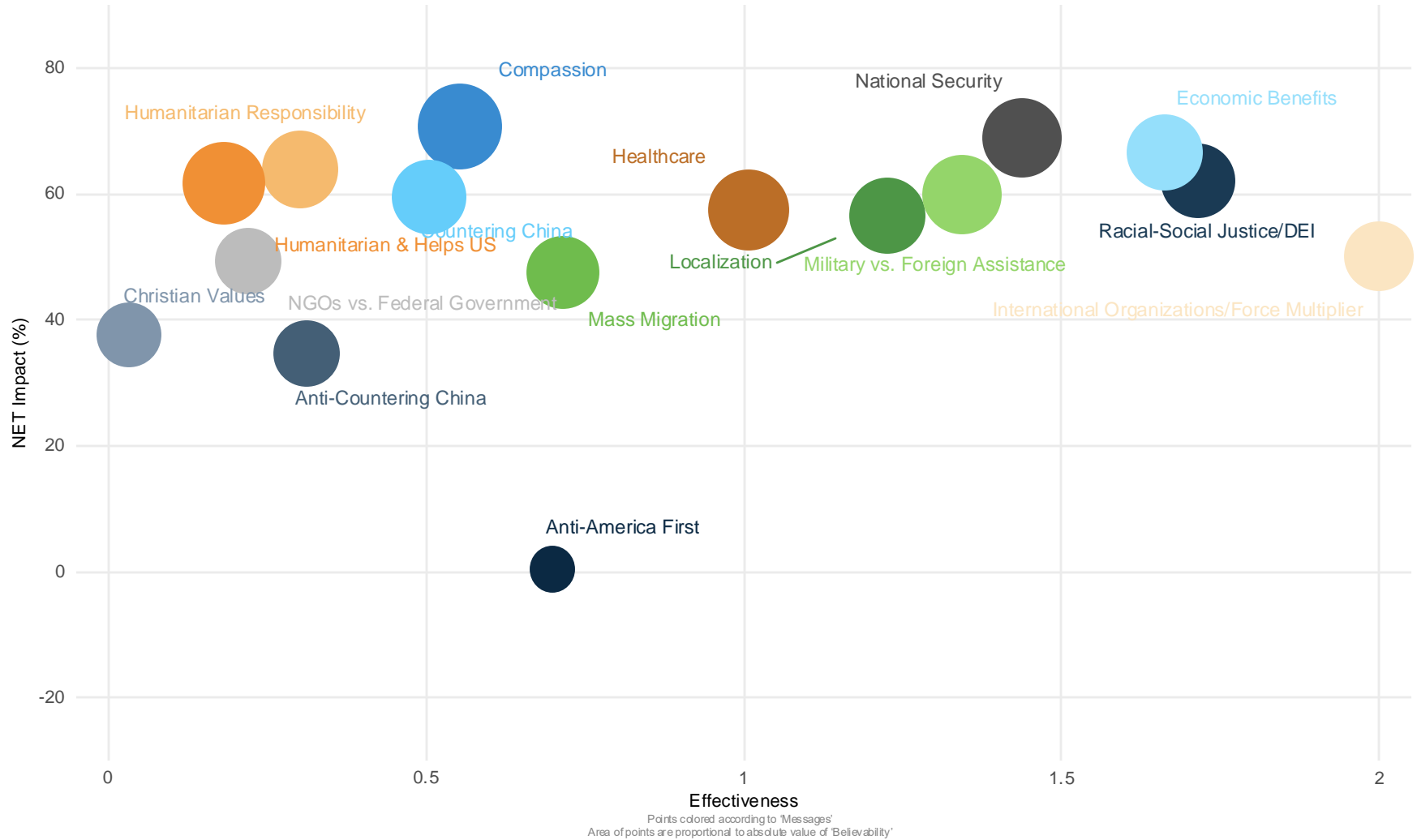




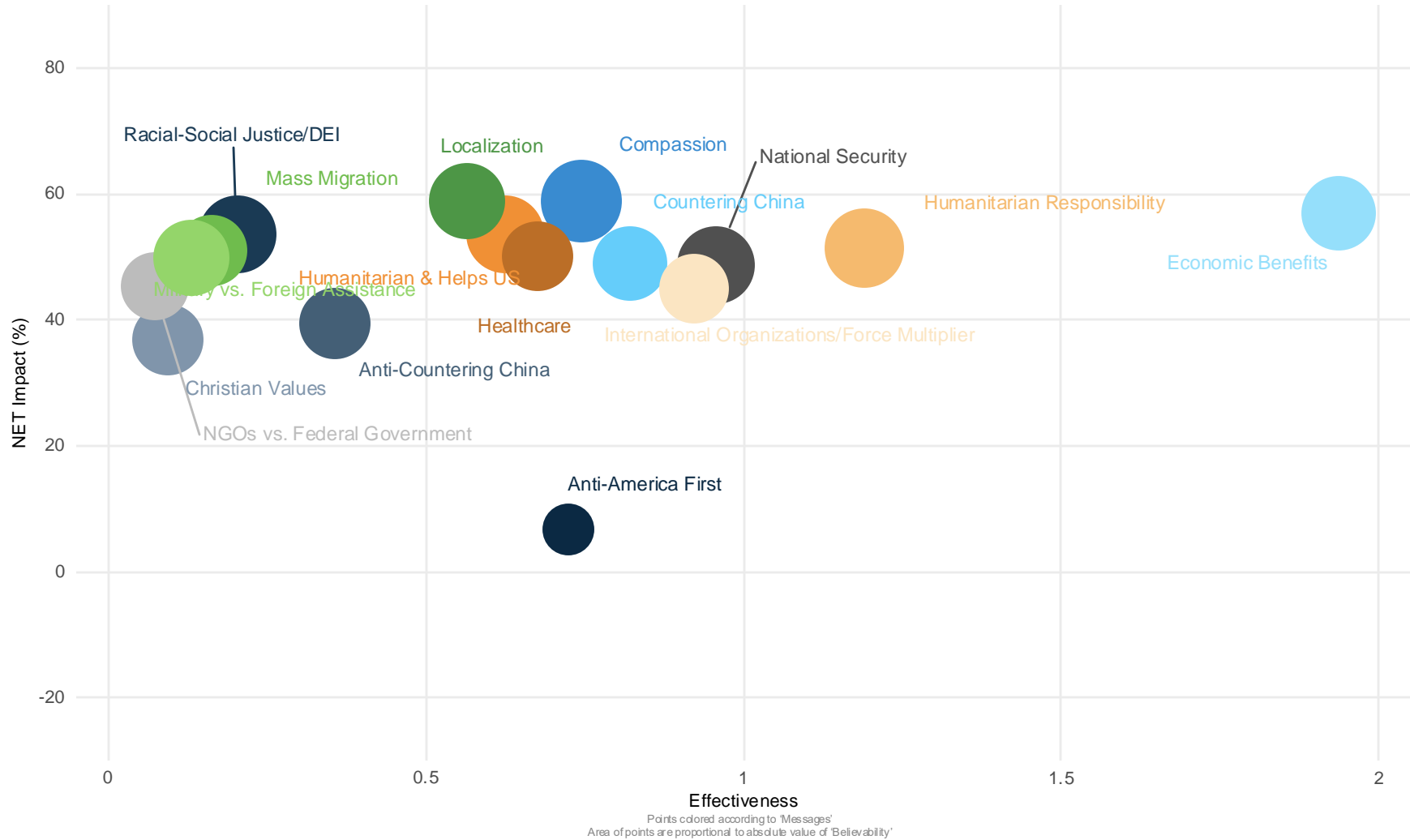
# Pro-Foreign Assistance Message Map: F 55+



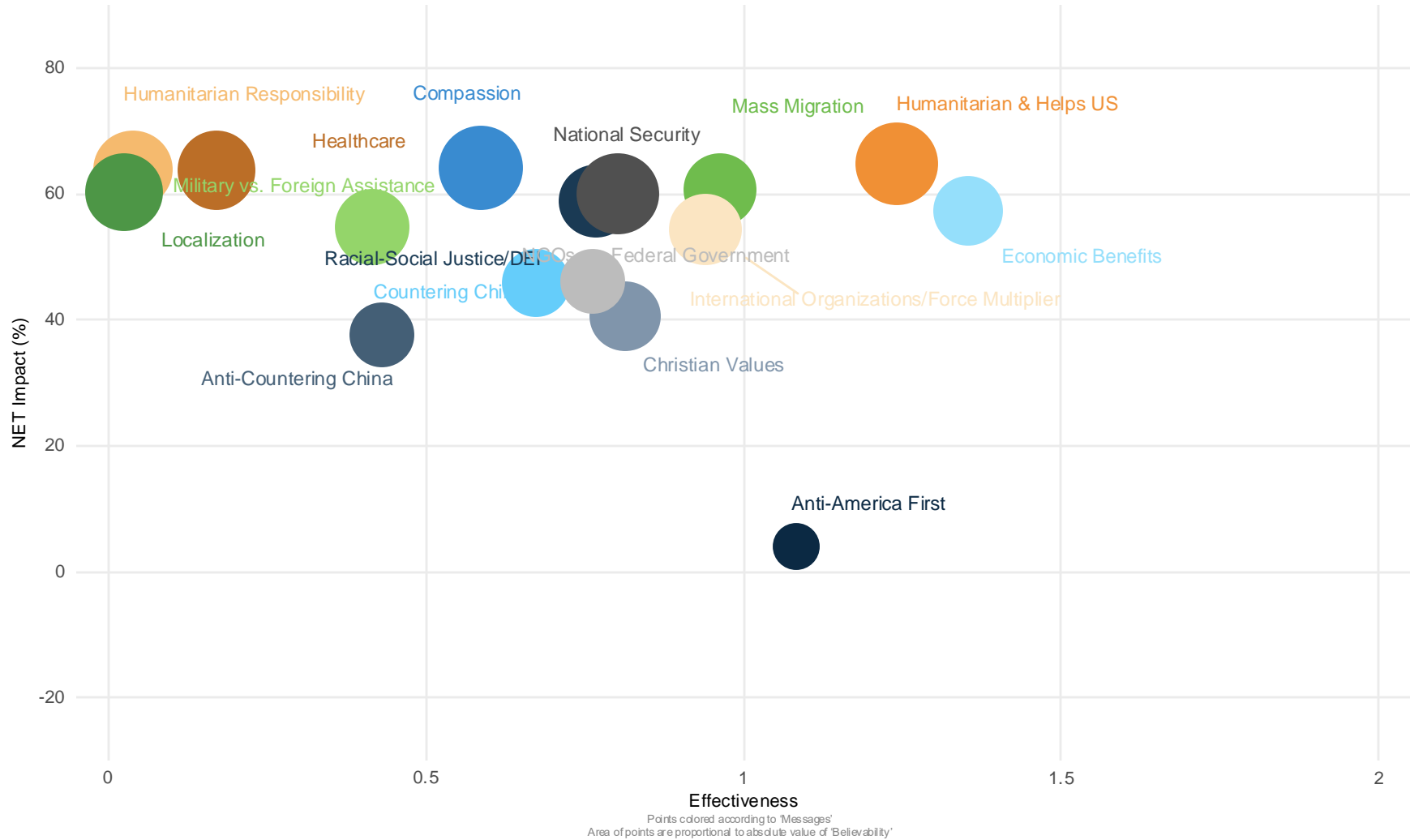
# Pro-Foreign Assistance Message Map: M College



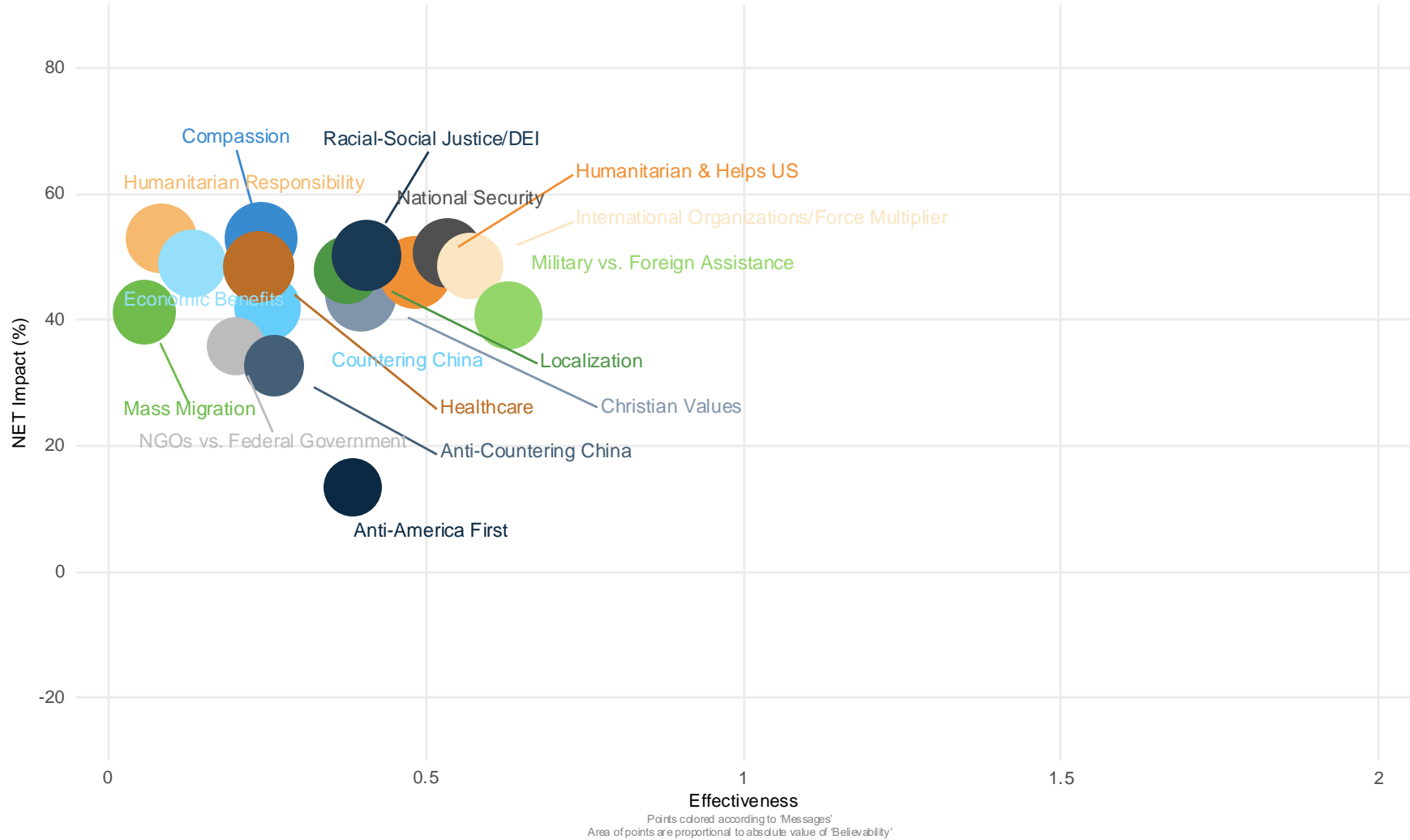
# Pro-Foreign Assistance Message Map: M No College



# Pro-Foreign Assistance Message Map: F College

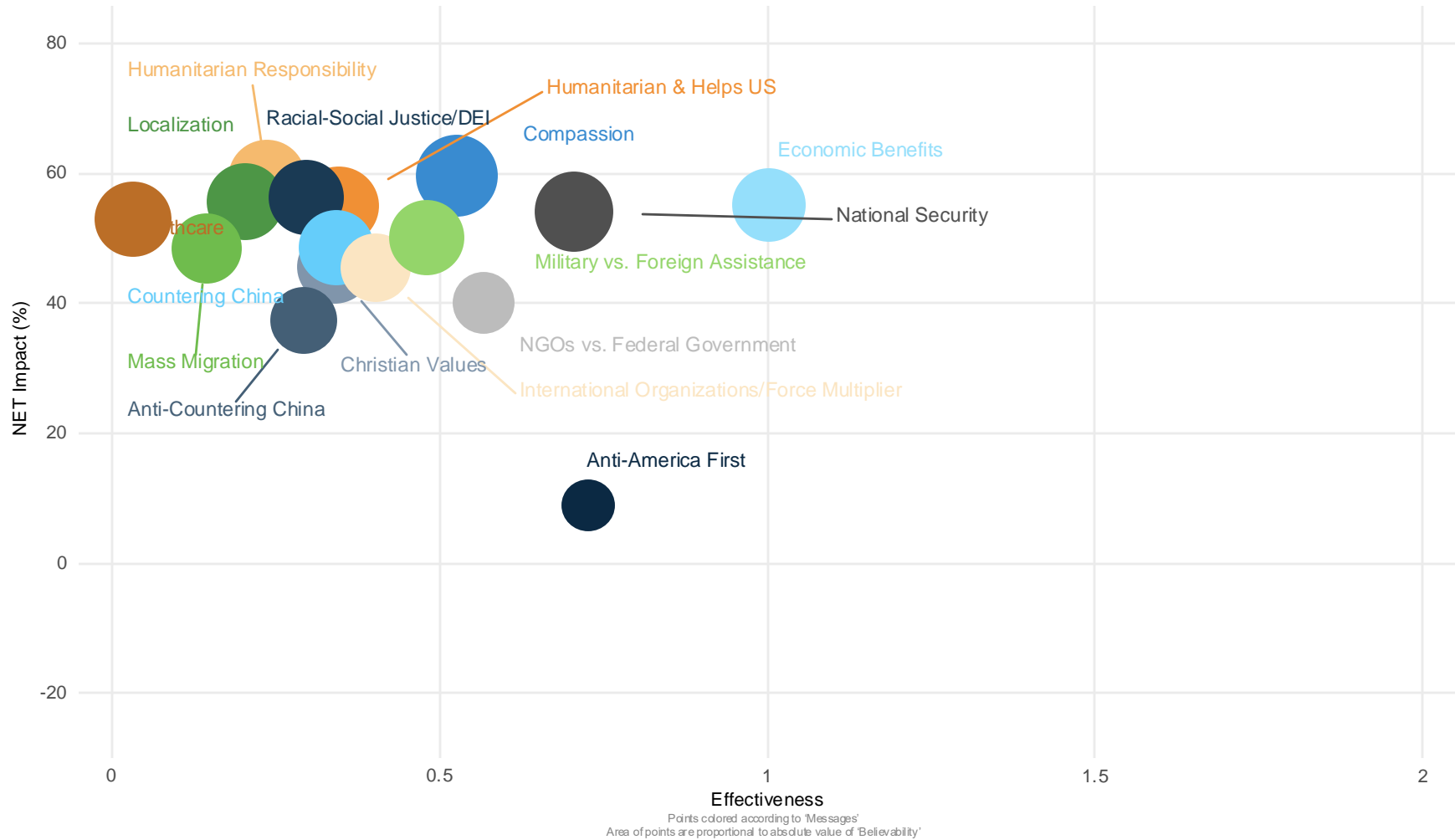


# Pro-Foreign Assistance Message Map: F No College

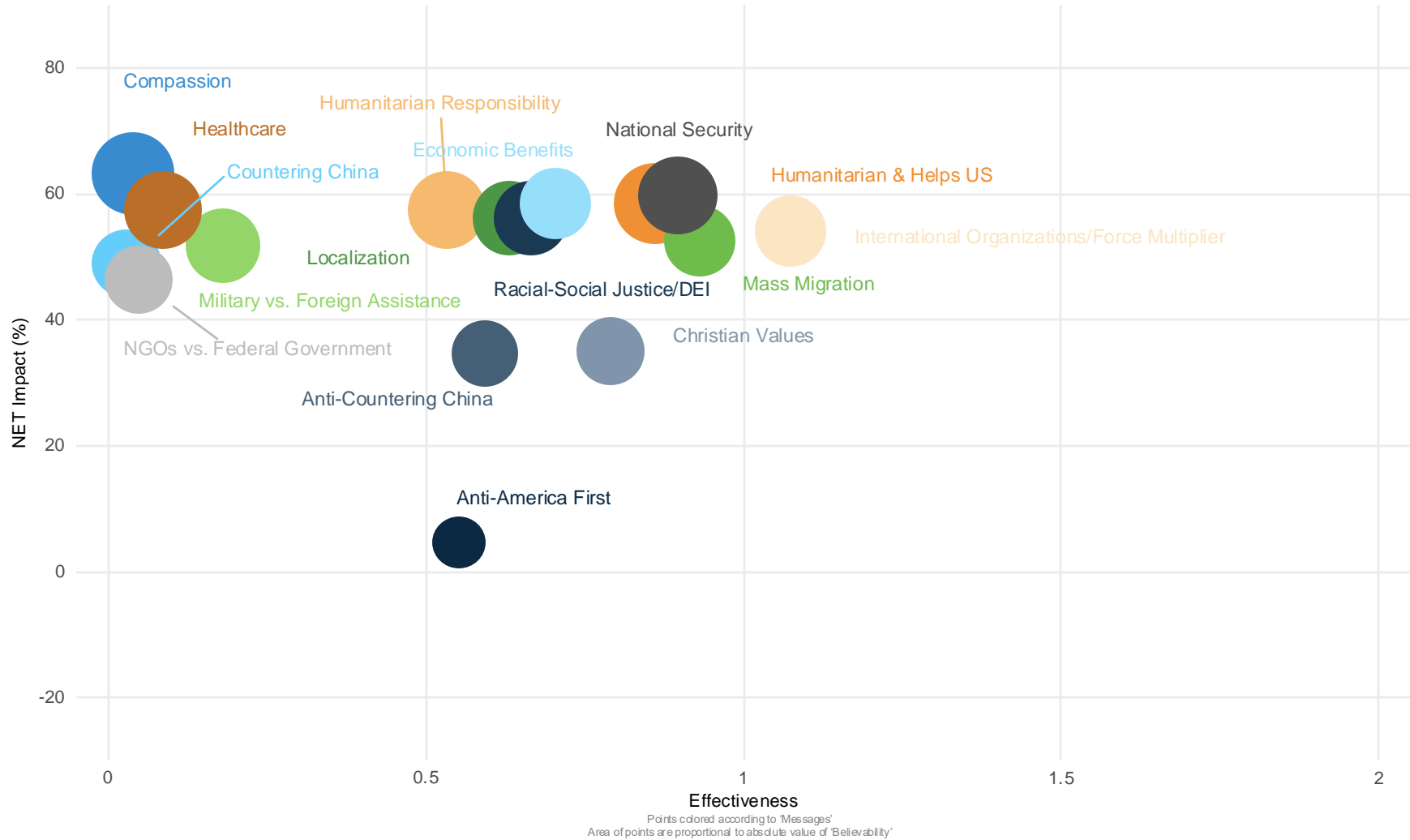




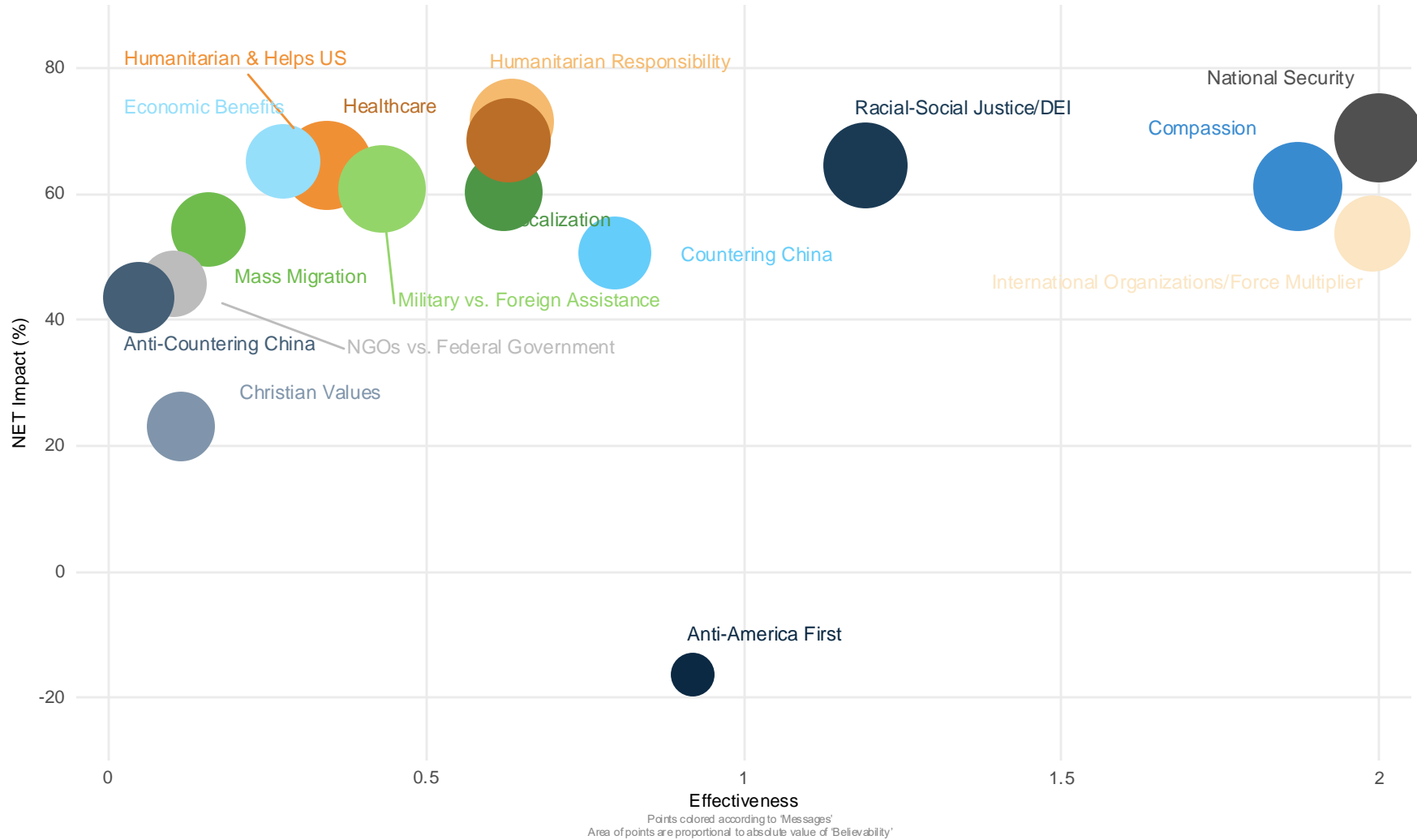
# Pro-Foreign Assistance Message Map: Traditional Democrat



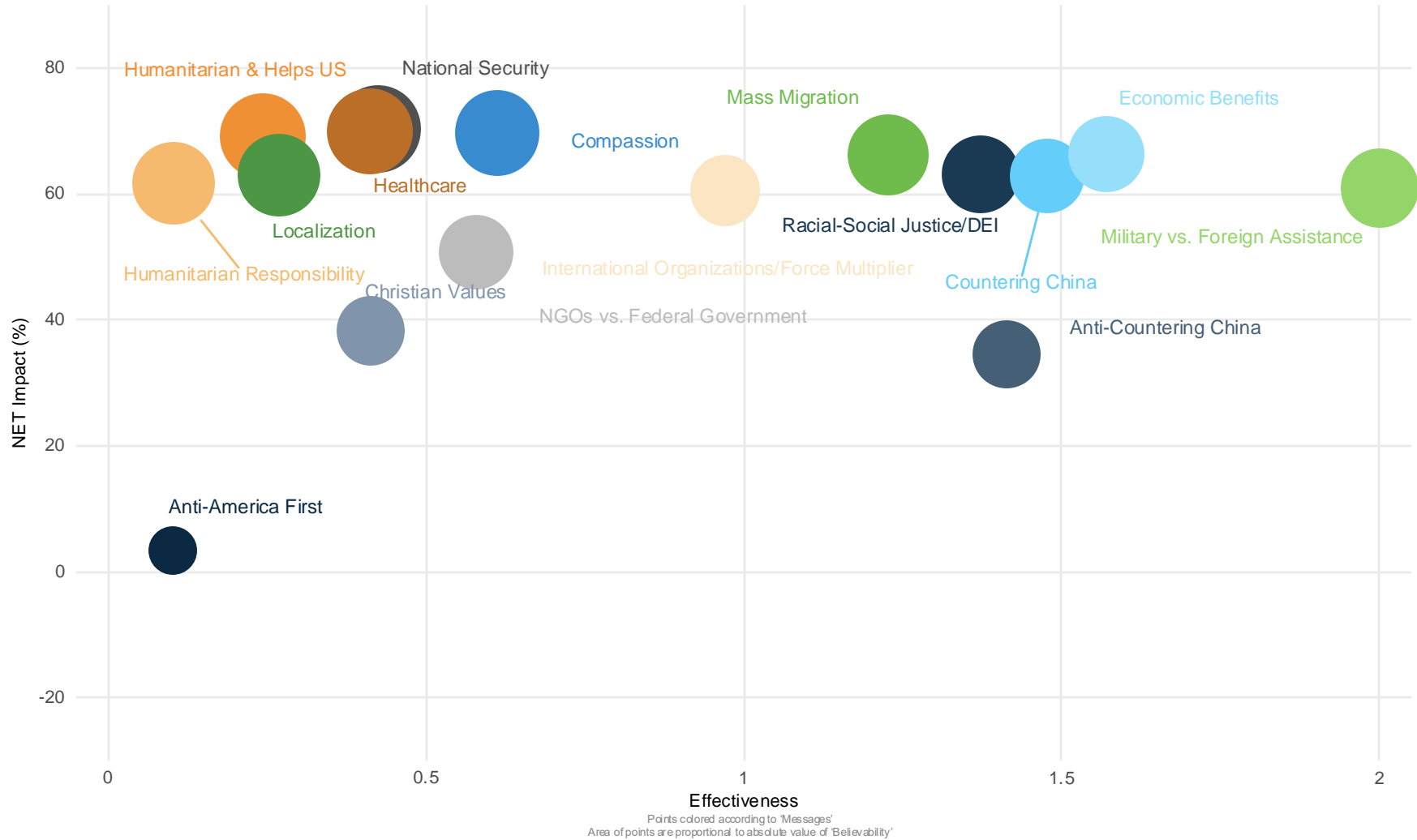
# Pro-Foreign Assistance Message Map: Progressive Democrat



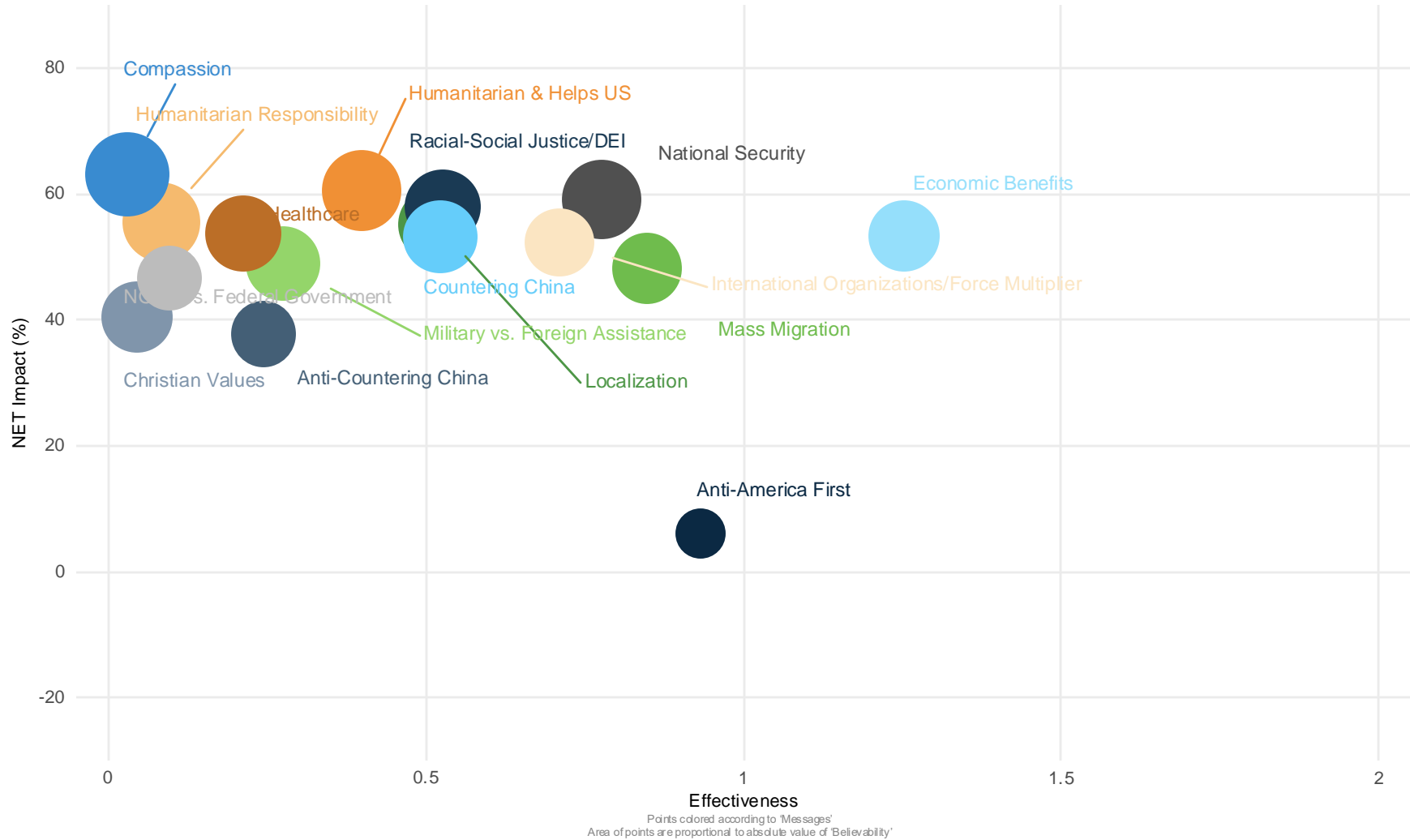
# Pro-Foreign Assistance Message Map: Very Progressive



# Pro-Foreign Assistance Message Map: Somewhat Progressive

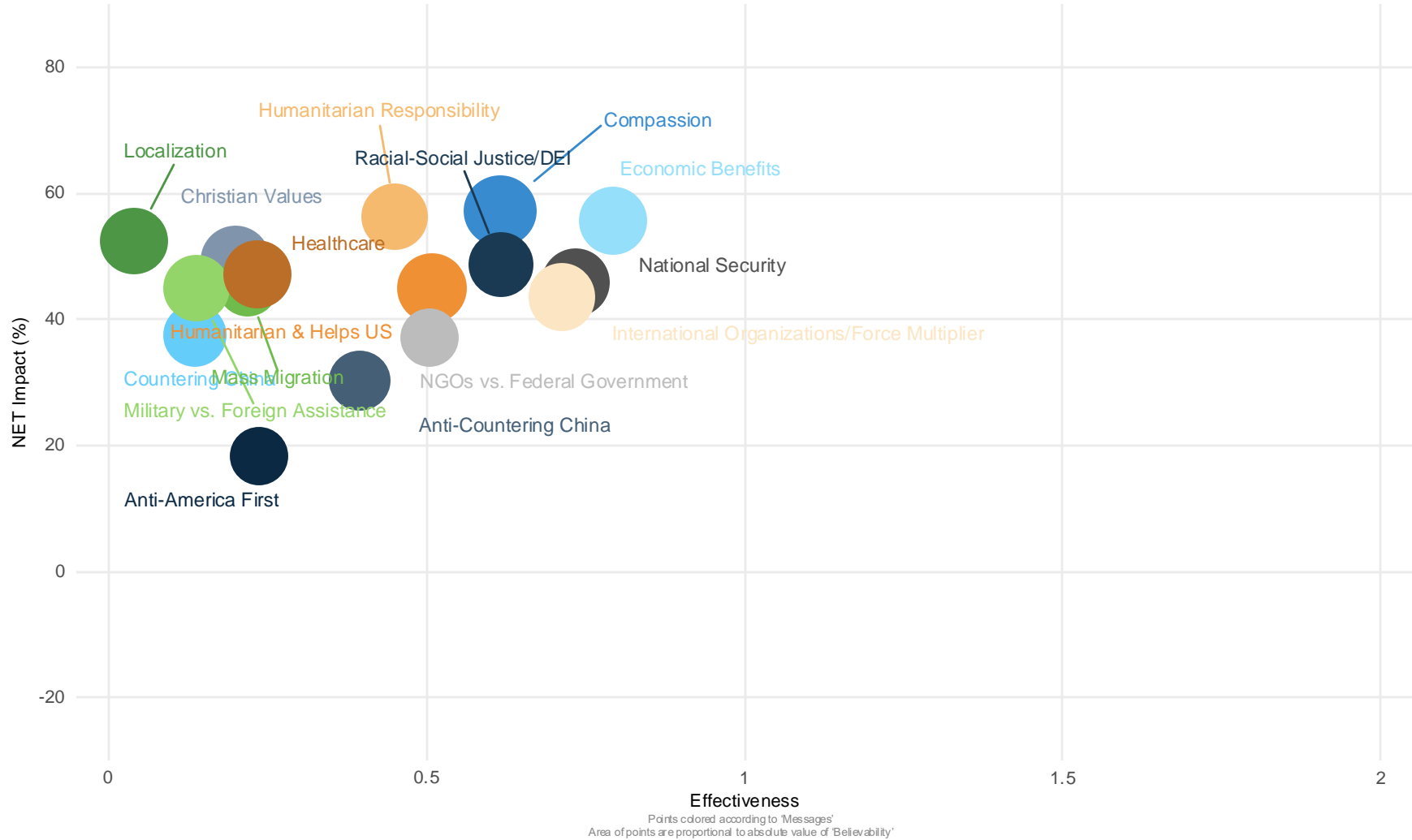


# Pro-Foreign Assistance Message Map: Liberal

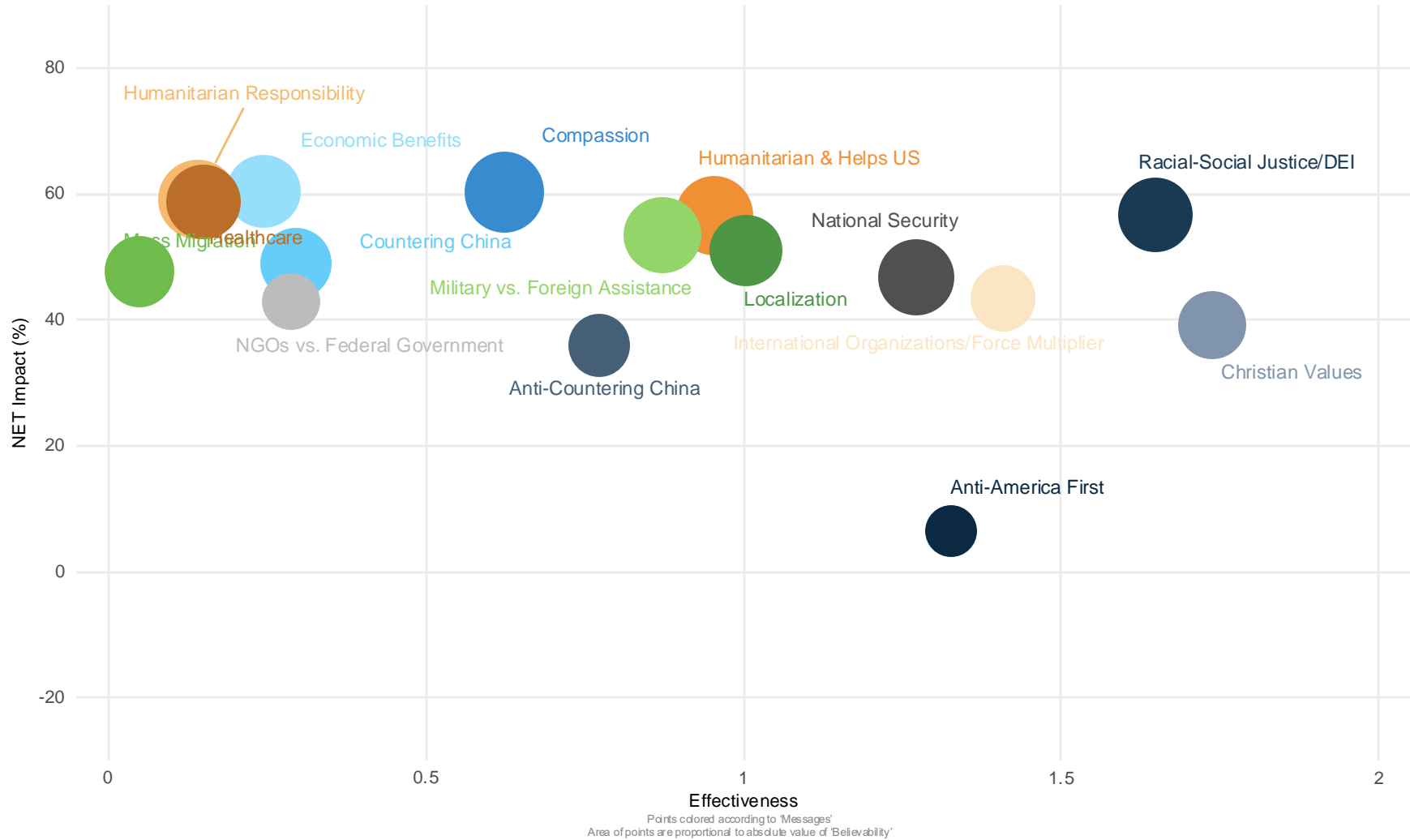




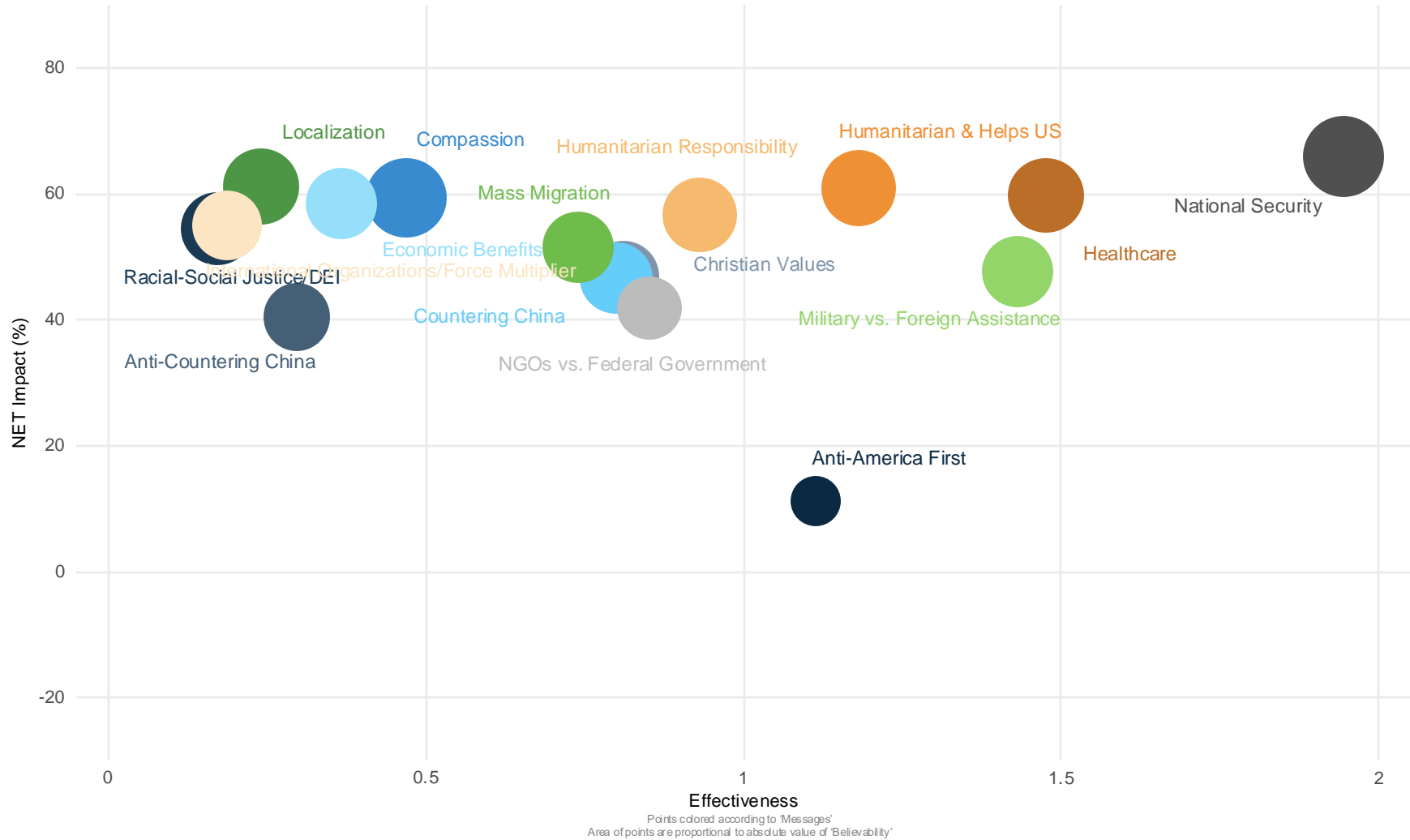
# Pro-Foreign Assistance Message Map: Moderate/Conservative



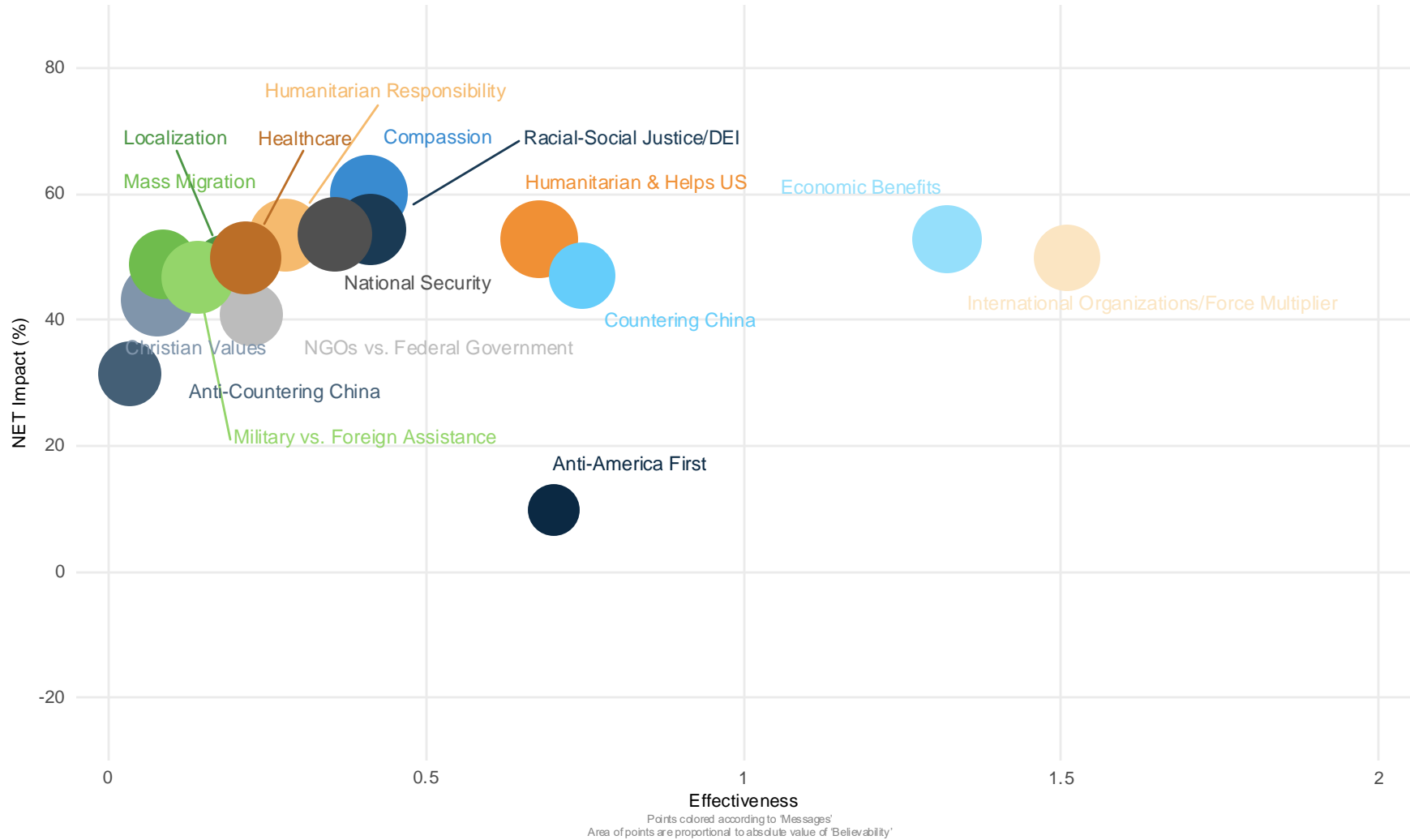
# Pro-Foreign Assistance Message Map: Midwest



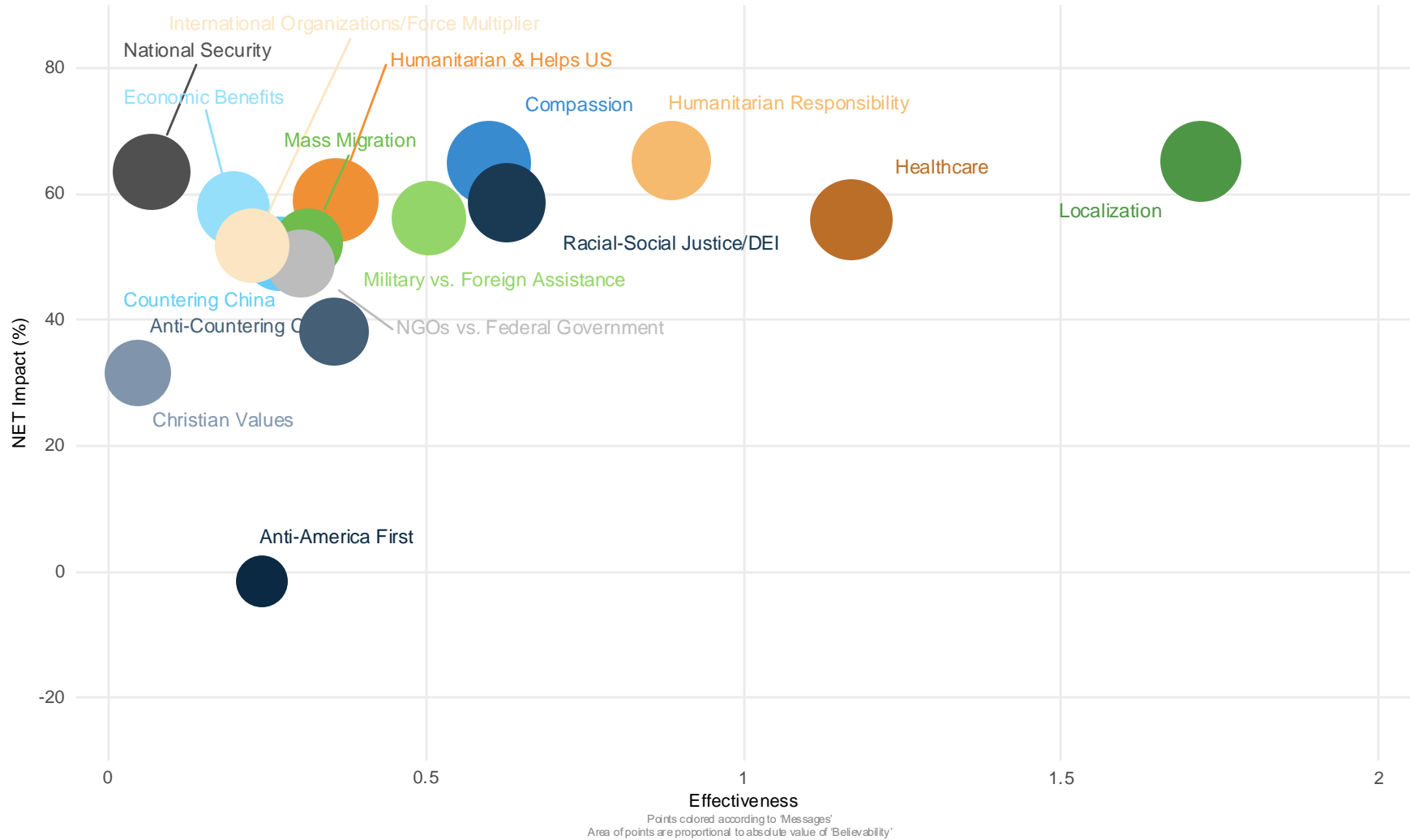
# Pro-Foreign Assistance Message Map: Northeast



# Pro-Foreign Assistance Message Map: South

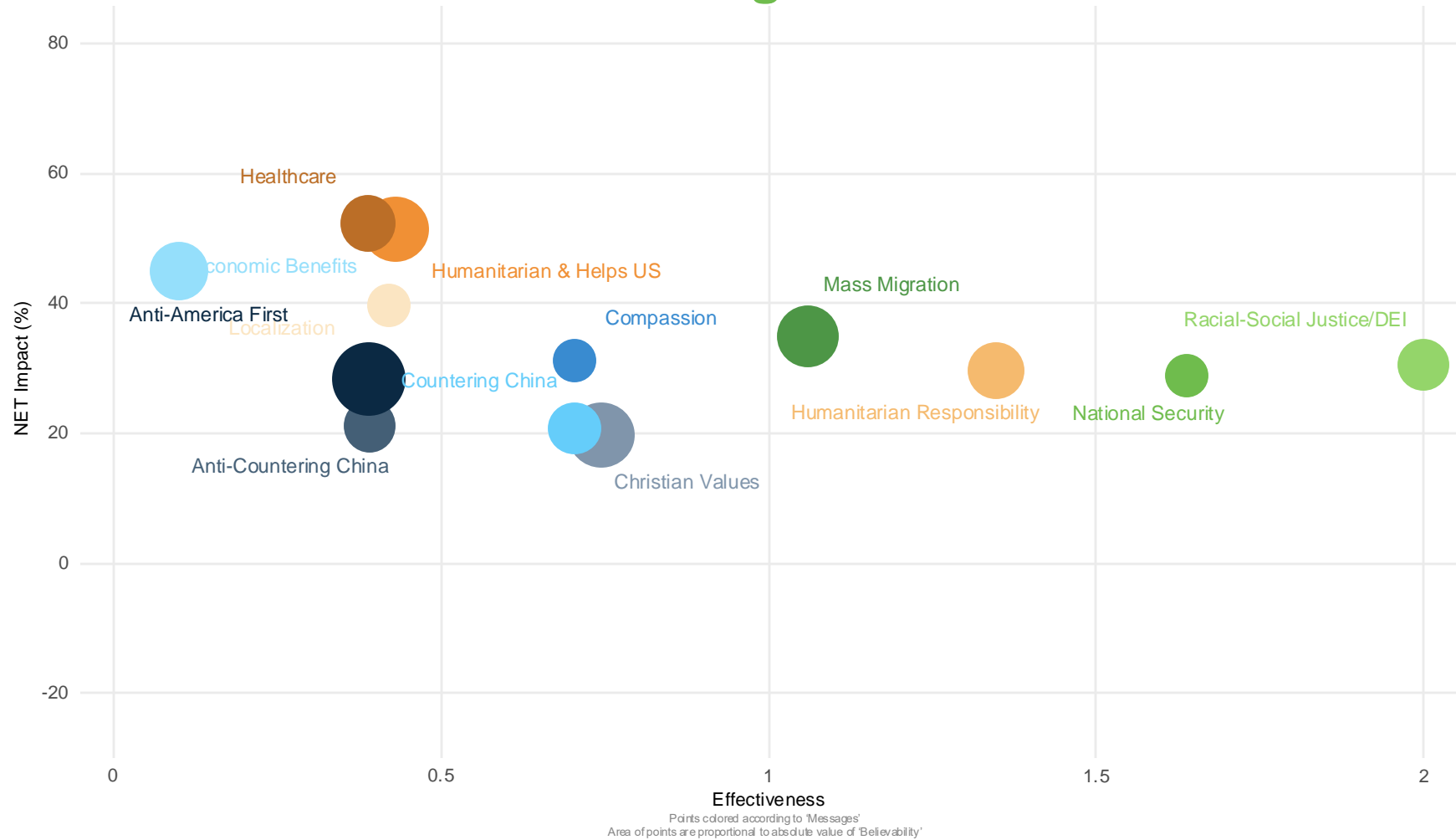


# Pro-Foreign Assistance Message Map: West



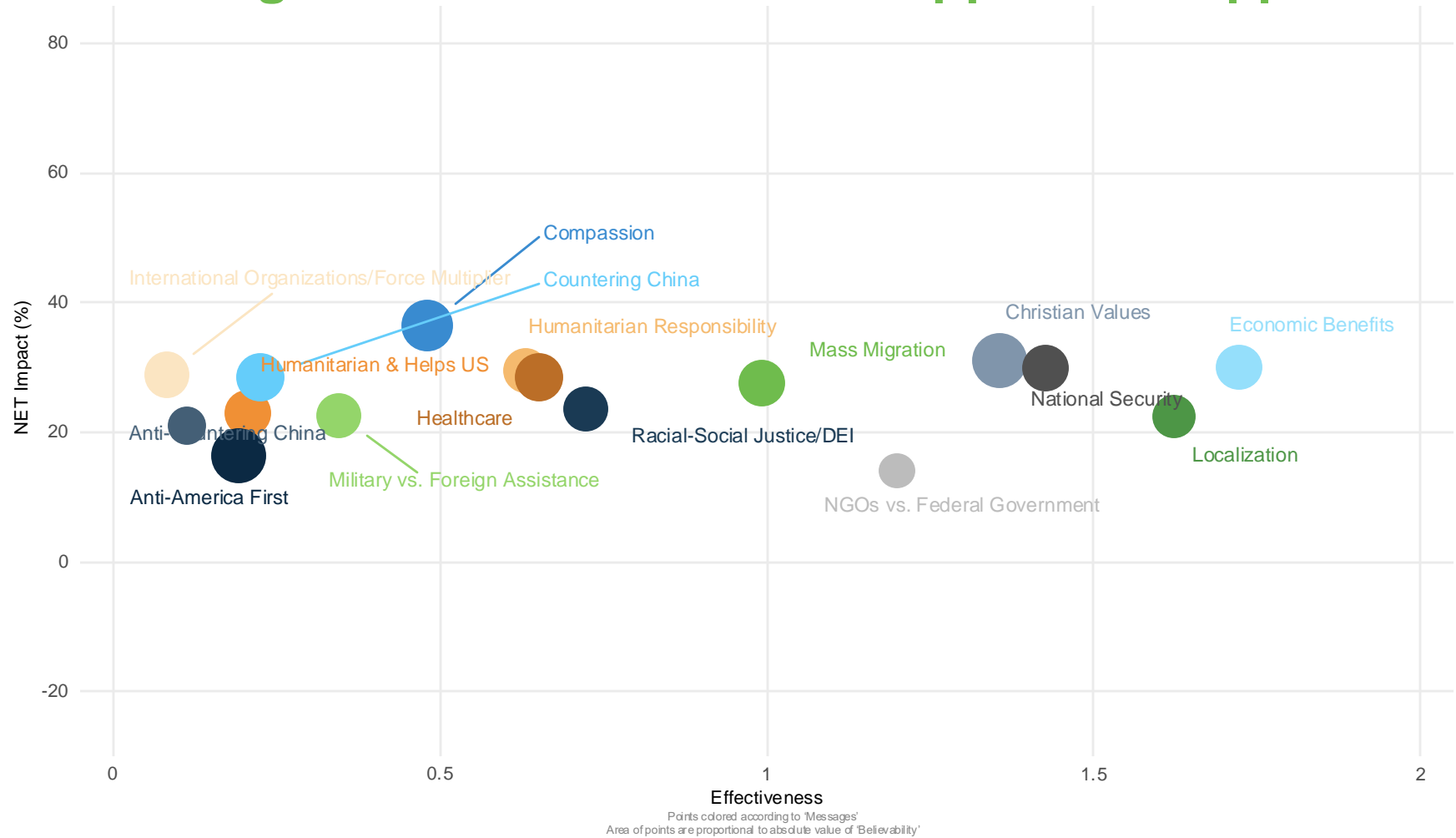


# Pro-Foreign Assistance Message Map: Initial Undecideds on the Foreign Assistance Ballot

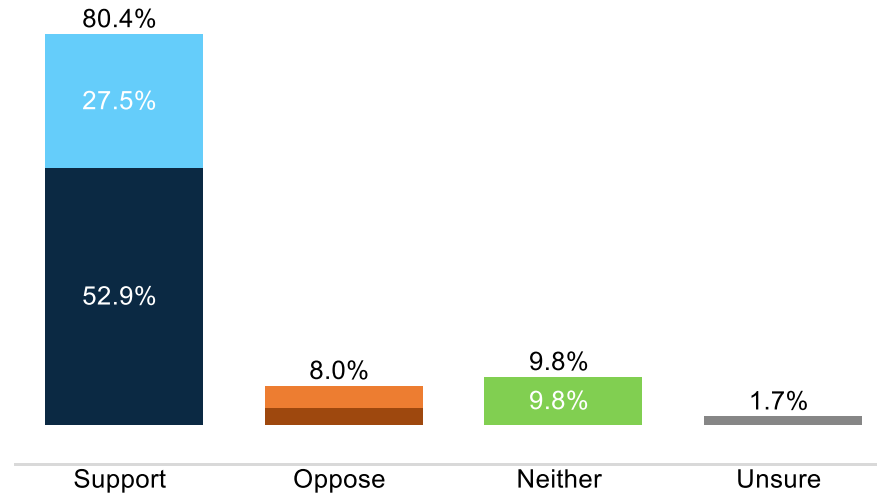


# Pro-Foreign Assistance Message Map:

## Initial Foreign Assistance - Neither Support nor Oppose



# Informed Foreign Assistance



	F <55	F 55+	M <55	M 55+	M Col	M No Col	F No Col	F Col	Midwest	Northeast	South	West	Very Prog	Smwht Prog	Liberal	Mod/Consv	Prog Democrat	Trad Democrat	Rural	Suburban	Urban	White	Hispanic	Black	Other Race	Initial Unsure	1 of 4	2 of 4	3 of 4	4 of 4
Support Total	70%	86%	79%	89%	91%	75%	72%	85%	81%	78%	78%	85%	92%	90%	82%	72%	85%	76%	82%	82%	78%	87%	72%	66%	84%	54%	64%	69%	85%	88%
Oppose Total	11%	5%	11%	5%	4%	12%	9%	7%	6%	8%	10%	6%	5%	4%	7%	12%	6%	10%	9%	7%	8%	5%	15%	12%	5%	4%	13%	14%	2%	5%
Strongly support	38%	62%	48%	67%	61%	52%	44%	56%	54%	48%	50%	61%	75%	69%	54%	37%	57%	49%	56%	54%	50%	61%	39%	38%	48%	26%	28%	34%	47%	65%
Somewhat support	32%	24%	31%	22%	30%	23%	28%	28%	27%	30%	28%	25%	16%	21%	28%	35%	29%	27%	25%	28%	28%	26%	33%	28%	36%	27%	36%	36%	37%	23%
Neither support nor oppose	17%	7%	9%	4%	3%	11%	17%	7%	11%	12%	9%	7%	4%	5%	10%	13%	7%	12%	8%	9%	12%	6%	10%	19%	11%	17%	21%	14%	10%	6%
Somewhat oppose	6%	3%	6%	3%	2%	7%	4%	5%	4%	5%	6%	2%	3%	1%	4%	7%	2%	7%	4%	4%	5%	3%	8%	7%	4%	4%	8%	8%	1%	3%
Strongly oppose	5%	2%	5%	2%	2%	5%	5%	2%	3%	3%	4%	4%	1%	3%	3%	5%	4%	3%	5%	3%	3%	2%	7%	5%	2%	0%	6%	5%	1%	2%
Unsure	2%	2%	1%	1%	1%	2%	2%	2%	1%	2%	3%	1%	0%	1%	1%	4%	1%	2%	1%	2%	1%	1%	3%	3%	0%	26%	2%	3%	3%	1%

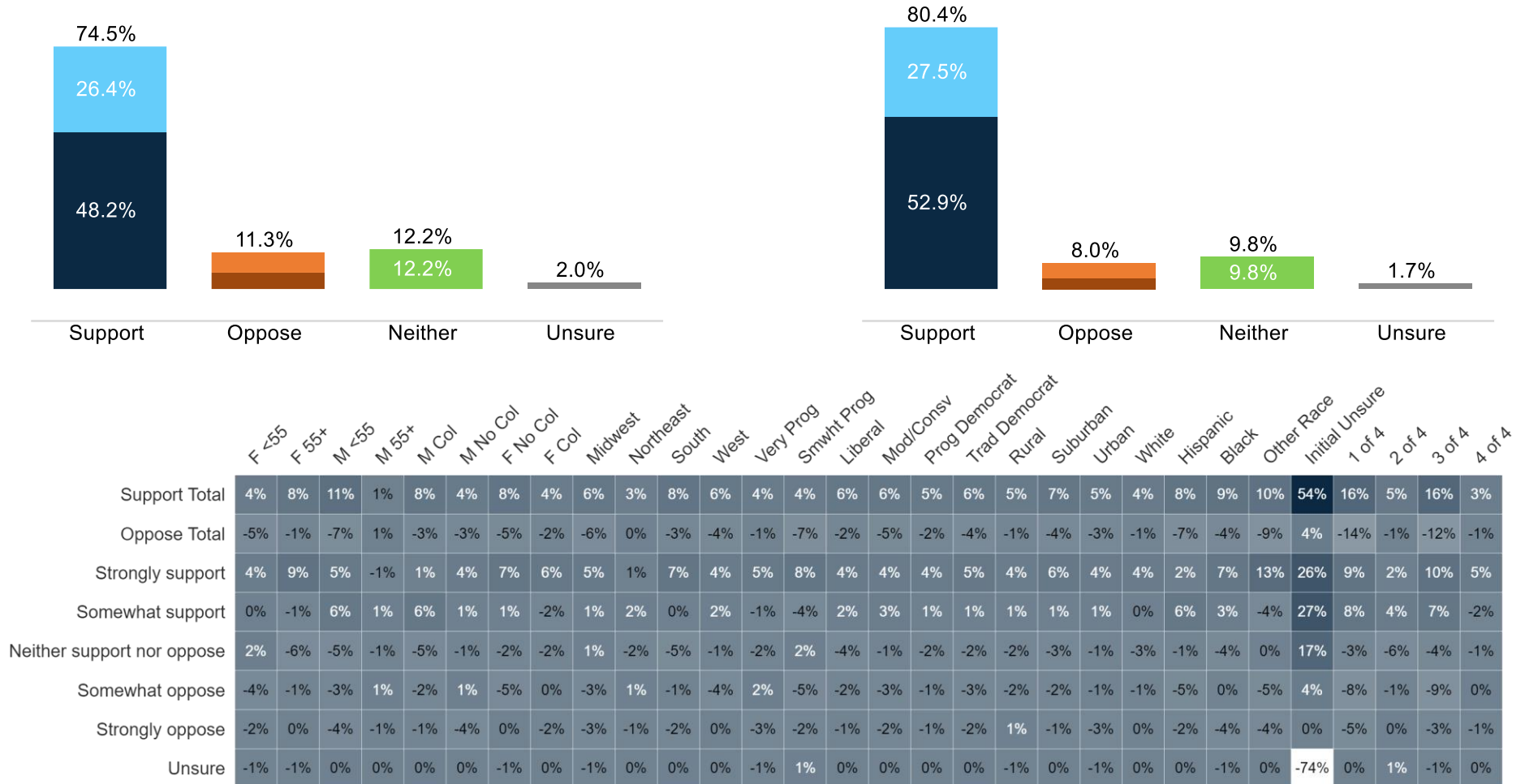
Do you support or oppose the United States providing non-military foreign assistance to people in other countries that are in need?

# Percent Change: Initial to Informed Foreign Assistance

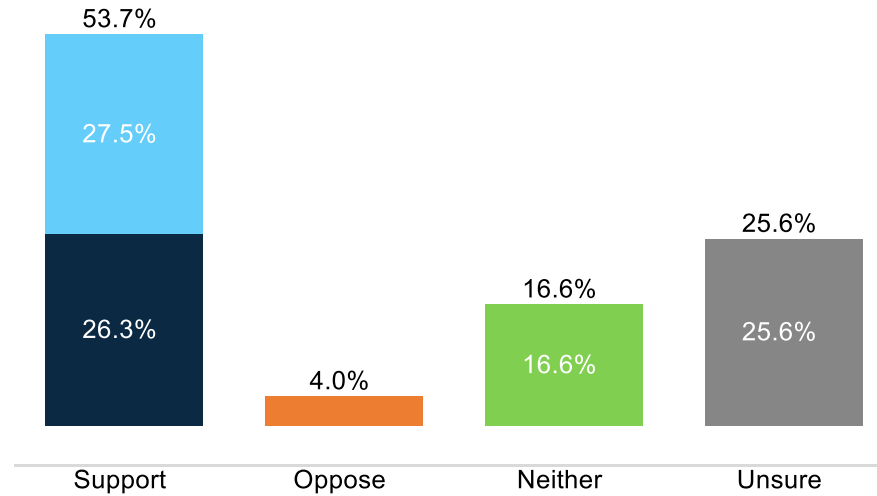
Initial

Informed

Support +5 from Initial



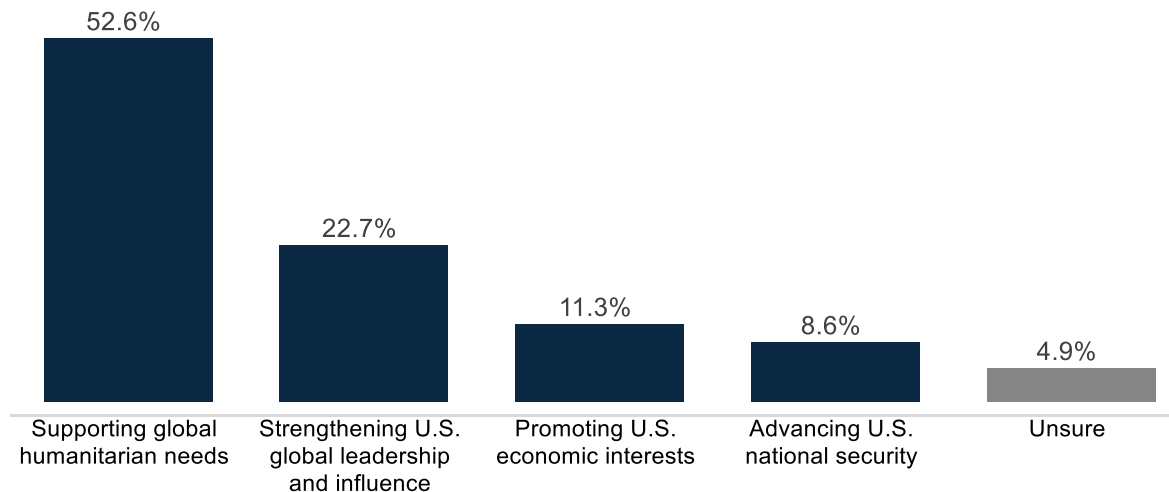
# Informed Foreign Assistance Among Initial Undecideds



		F <55	F 55+	M <55	M 55+	M Col	M No Col	F No Col	F Col	Midwest	Northeast	South	West	Very Prog	Smwht Prog	Liberal	Mod/Cons	Prog Democrat	Trad Democrat	Rural	Suburban	Urban	White	Hispanic	Black	Other Race	Initial Unsure	1 of 4	2 of 4	3 of 4	4 of 4
Neither support nor oppose	Support Total	52%	67%	0%	41%	0%	41%	52%	73%	39%	75%	47%	77%	100%	NA	38%	48%	71%	41%	39%	73%	32%	86%	65%	20%	NA	54%	0%	34%	27%	89%
	Oppose Total	0%	10%	0%	0%	0%	0%	0%	14%	0%	25%	0%	0%	0%	NA	0%	6%	0%	10%	0%	0%	12%	0%	9%	NA	4%	0%	22%	0%	0%	
	Strongly support	12%	40%	0%	41%	0%	41%	29%	17%	39%	0%	25%	35%	43%	NA	0%	34%	21%	28%	39%	31%	14%	58%	0%	11%	NA	26%	0%	34%	27%	38%
	Somewhat support	41%	27%	0%	0%	0%	0%	23%	56%	0%	75%	22%	41%	57%	NA	38%	14%	50%	13%	0%	42%	18%	28%	65%	9%	NA	27%	0%	0%	0%	51%
	Neither support nor oppose	29%	12%	0%	0%	0%	0%	32%	0%	44%	0%	12%	0%	0%	NA	0%	26%	10%	17%	33%	9%	20%	14%	35%	11%	NA	17%	55%	25%	0%	0%
	Somewhat oppose	0%	10%	0%	0%	0%	0%	0%	14%	0%	25%	0%	0%	0%	NA	0%	6%	0%	10%	0%	0%	12%	0%	9%	NA	4%	0%	22%	0%	0%	
	Strongly oppose	0%	0%	0%	0%	0%	0%	0%	0%	0%	0%	0%	0%	0%	NA	0%	0%	0%	0%	0%	0%	0%	0%	0%	NA	0%	0%	0%	0%	0%	
	Unsure	18%	11%	100%	59%	100%	59%	16%	13%	17%	0%	41%	23%	0%	NA	62%	19%	19%	33%	28%	18%	36%	0%	60%	NA	26%	45%	19%	73%	11%	

Do you support or oppose the United States providing non-military foreign assistance to people in other countries that are in need?

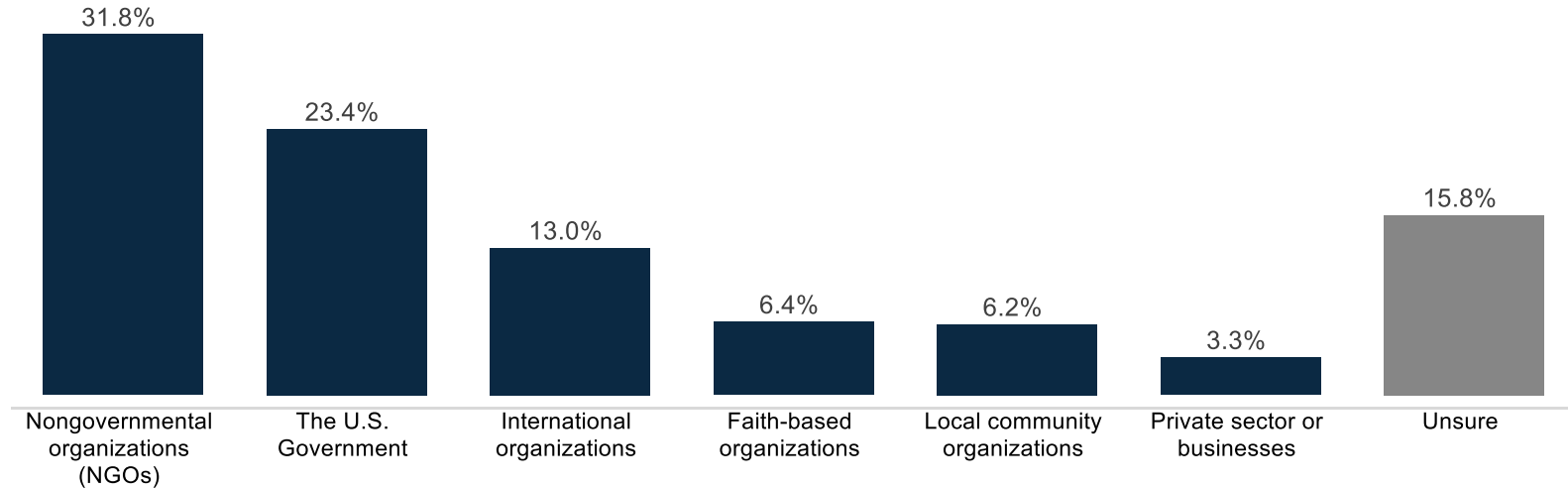
# Motivation



	F <55	F 55+	M <55	M 55+	M Col	M No Col	F No Col	F Col	Midwest	Northeast	South	West	Very Prog	Smwht Prog	Liberal	Mod/Cons	Prog Democrat	Trad Democrat	Rural	Suburban	Urban	White	Hispanic	Black	Other Race	Initial Unsure	1 of 4	2 of 4	3 of 4	4 of 4
Supporting global humanitarian needs	45%	60%	42%	63%	53%	51%	43%	63%	61%	55%	44%	56%	67%	66%	53%	43%	58%	47%	54%	56%	47%	60%	42%	37%	49%	9%	31%	39%	59%	61%
Strengthening U.S. global leadership and influence	24%	19%	26%	23%	25%	24%	23%	19%	17%	21%	26%	24%	15%	16%	24%	26%	21%	24%	23%	20%	26%	22%	22%	29%	14%	15%	20%	21%	22%	24%
Promoting U.S. economic interests	18%	5%	16%	5%	9%	13%	14%	9%	11%	10%	15%	7%	10%	9%	11%	13%	10%	13%	10%	11%	13%	8%	20%	13%	18%	16%	24%	20%	10%	6%
Advancing U.S. national security	9%	7%	12%	5%	10%	8%	10%	6%	7%	8%	9%	10%	7%	7%	10%	9%	7%	10%	5%	8%	11%	6%	11%	12%	15%	11%	19%	11%	5%	6%
Unsure	4%	8%	2%	4%	3%	4%	10%	2%	5%	6%	5%	4%	1%	2%	3%	9%	3%	6%	7%	5%	4%	4%	4%	9%	4%	50%	6%	9%	4%	3%

What should be the primary motivation for the U.S. to provide foreign assistance?

# Trust

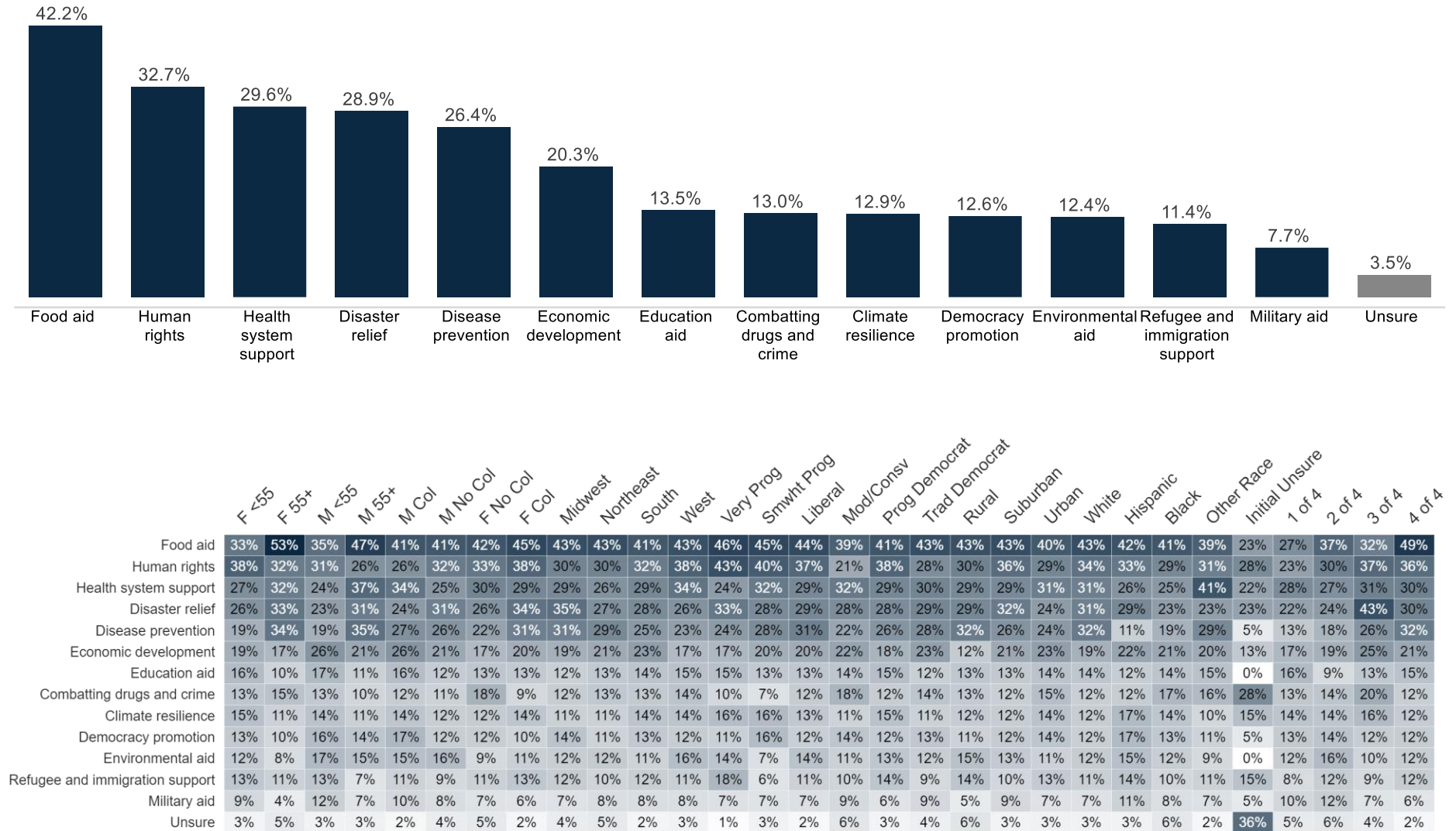


	F <55	F 55+	M <55	M 55+	M Col	M No Col	F No Col	F Col	Midwest	Northeast	South	West	Very Prog	Smwht Prog	Liberal	Mod/Cons	Prog Democrat	Trad Democrat	Rural	Suburban	Urban	White	Hispanic	Black	Other Race	Initial Unsure	1 of 4	2 of 4	3 of 4	4 of 4
Nongovernmental organizations (NGOs)	26%	36%	29%	39%	31%	35%	26%	36%	28%	34%	29%	37%	44%	39%	31%	26%	34%	30%	30%	35%	28%	36%	27%	22%	37%	20%	21%	21%	35%	37%
The U.S. Government	19%	20%	34%	25%	32%	26%	18%	21%	27%	21%	25%	20%	20%	17%	23%	27%	21%	26%	28%	21%	24%	22%	25%	27%	24%	20%	24%	27%	20%	23%
International organizations	12%	13%	14%	14%	15%	13%	11%	14%	12%	10%	14%	15%	13%	17%	13%	12%	15%	11%	14%	12%	13%	13%	15%	10%	12%	10%	13%	12%	9%	14%
Faith-based organizations	9%	6%	6%	4%	5%	5%	10%	5%	7%	8%	6%	5%	2%	4%	7%	8%	5%	9%	5%	7%	7%	4%	10%	12%	2%	0%	9%	8%	9%	5%
Local community organizations	12%	2%	6%	5%	6%	5%	7%	7%	5%	8%	6%	7%	7%	4%	7%	6%	8%	5%	2%	6%	8%	4%	11%	8%	7%	0%	13%	8%	10%	4%
Private sector or businesses	5%	1%	6%	1%	4%	4%	4%	2%	2%	2%	6%	2%	2%	4%	4%	3%	3%	4%	2%	3%	5%	3%	3%	5%	6%	0%	9%	3%	1%	2%
Unsure	18%	23%	6%	13%	7%	11%	24%	17%	19%	17%	15%	14%	12%	15%	15%	17%	15%	15%	20%	16%	14%	17%	9%	16%	13%	50%	11%	20%	15%	15%

Who do you trust most to manage U.S. foreign assistance effectively?

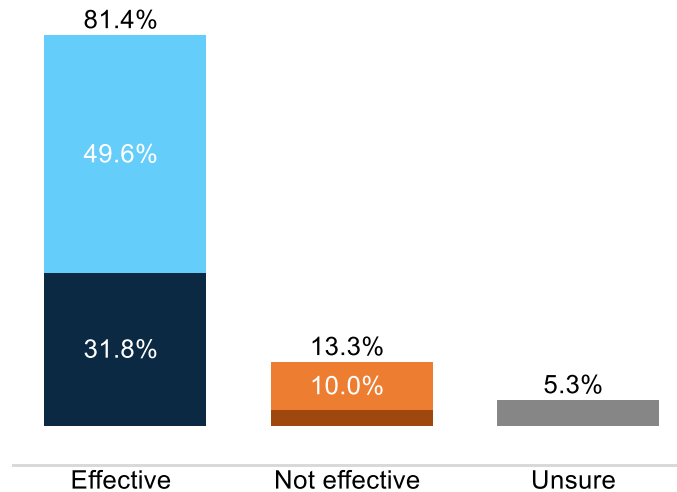


# FA Priority



Which types of foreign assistance do you think the U.S. should prioritize? Select up to three options that apply.

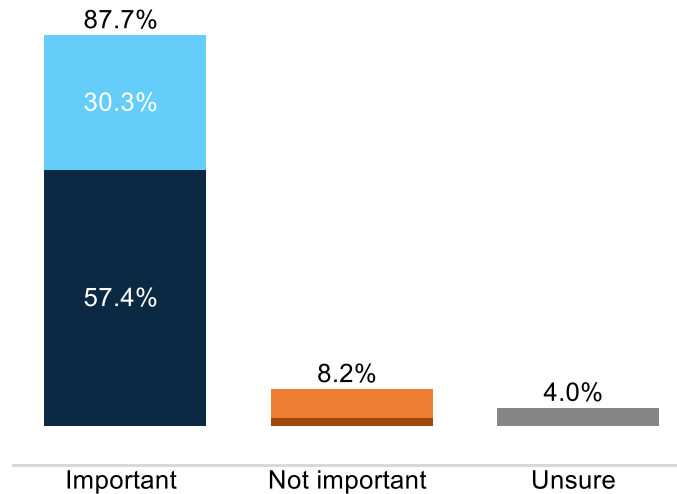
# Effectiveness



	F <55	F 55+	M <55	M 55+	M Col	M No Col	F No Col	F Col	Midwest	Northeast	South	West	Very Prog	Somewhat Prog	Liberal	Mod/Conserv	Prog Democrat	Trad Democrat	Rural	Suburban	Urban	White	Hispanic	Black	Other Race	Initial Unsure	1 of 4	2 of 4	3 of 4	4 of 4
Effective Total	76%	81%	84%	87%	91%	80%	75%	82%	85%	81%	80%	81%	82%	89%	82%	80%	81%	83%	77%	81%	83%	84%	84%	75%	72%	39%	73%	76%	80%	86%
Not effective Total	18%	11%	13%	10%	8%	16%	15%	13%	8%	14%	15%	15%	14%	8%	13%	16%	15%	12%	14%	15%	11%	11%	12%	16%	26%	9%	21%	17%	15%	10%
Very effective	23%	35%	44%	26%	38%	34%	30%	28%	30%	32%	34%	29%	32%	34%	32%	33%	32%	31%	28%	29%	37%	32%	29%	38%	13%	15%	26%	24%	26%	37%
Somewhat effective	53%	46%	40%	61%	53%	46%	46%	54%	55%	48%	46%	51%	51%	55%	50%	47%	49%	51%	49%	52%	46%	52%	55%	37%	59%	24%	47%	52%	55%	49%
Not very effective	15%	8%	10%	7%	5%	13%	12%	10%	6%	11%	10%	12%	10%	8%	9%	13%	11%	10%	8%	12%	8%	8%	10%	11%	22%	4%	20%	12%	11%	7%
Not effective at all	3%	4%	3%	3%	3%	3%	3%	3%	2%	3%	5%	3%	4%	0%	4%	3%	4%	2%	6%	3%	2%	3%	1%	5%	4%	5%	1%	5%	4%	3%
Unsure	7%	7%	3%	3%	2%	4%	9%	5%	7%	5%	5%	4%	3%	3%	5%	5%	4%	5%	8%	4%	6%	5%	4%	9%	2%	52%	6%	7%	4%	4%

How effective do you think the U.S. is overall in providing foreign assistance to other countries?

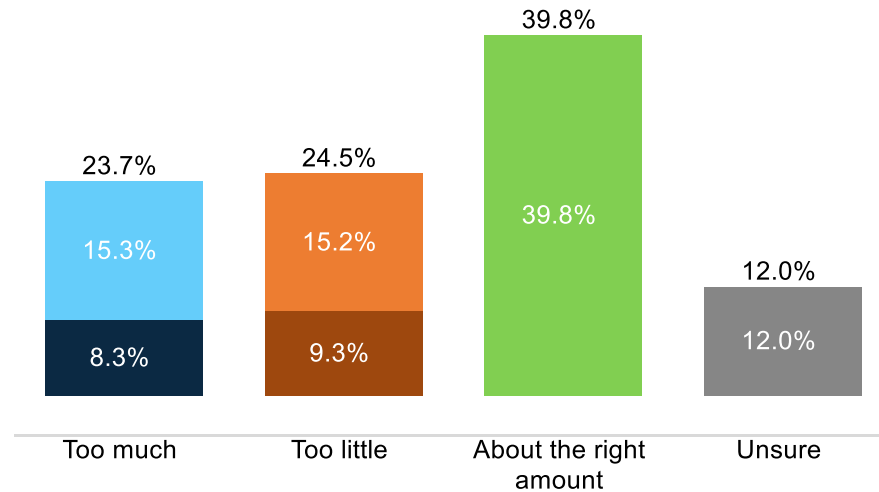
# Importance



	F <55	F 55+	M <55	M 55+	M Col	M No Col	F No Col	F Col	Midwest	Northeast	South	West	Very Prog	Smwht Prog	Liberal	Mod/Consrv	Prog Democrat	Trad Democrat	Rural	Suburban	Urban	White	Hispanic	Black	Other Race	Initial Unsure	1 of 4	2 of 4	3 of 4	4 of 4
Important Total	83%	93%	84%	91%	91%	83%	84%	92%	88%	89%	83%	94%	91%	95%	89%	83%	90%	86%	86%	87%	89%	90%	82%	84%	87%	60%	72%	82%	93%	93%
Not important Total	12%	4%	12%	5%	7%	11%	9%	6%	7%	8%	12%	4%	8%	3%	7%	12%	8%	9%	6%	9%	8%	6%	13%	10%	11%	0%	22%	12%	2%	5%
Very important	43%	67%	51%	71%	64%	57%	51%	60%	57%	53%	55%	66%	71%	67%	58%	50%	59%	56%	59%	59%	55%	64%	51%	44%	48%	26%	33%	39%	51%	69%
Somewhat important	40%	26%	33%	21%	27%	26%	33%	32%	31%	36%	28%	28%	20%	28%	32%	33%	30%	30%	27%	28%	34%	26%	31%	40%	39%	34%	38%	43%	42%	23%
Not very important	10%	3%	9%	4%	6%	8%	7%	5%	5%	6%	10%	4%	5%	1%	6%	9%	6%	7%	5%	7%	6%	5%	11%	7%	10%	0%	19%	10%	2%	3%
Not important at all	2%	1%	3%	2%	2%	3%	2%	1%	1%	2%	3%	1%	3%	2%	1%	2%	2%	2%	1%	2%	2%	1%	2%	3%	2%	0%	2%	2%	0%	1%
Unsure	5%	4%	4%	3%	1%	6%	7%	2%	5%	3%	5%	2%	1%	2%	4%	5%	3%	5%	7%	4%	3%	4%	4%	6%	2%	40%	7%	6%	5%	3%

How important is it for the U.S. to provide foreign assistance to countries in need?

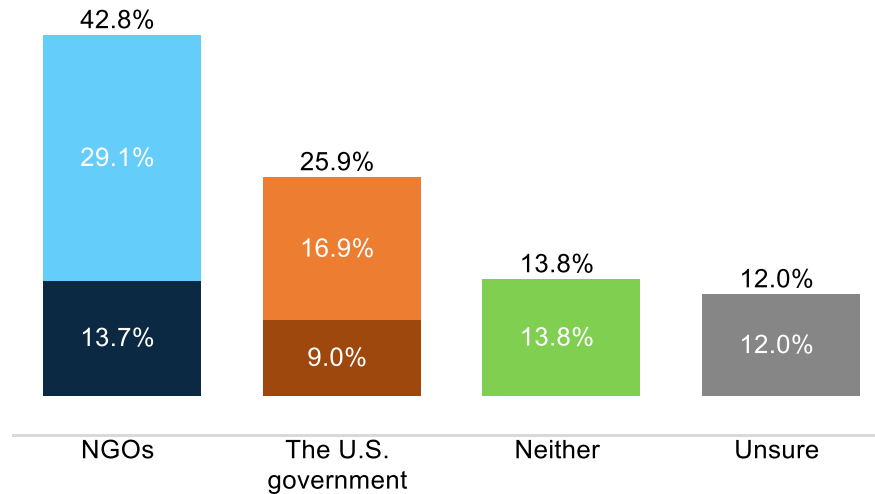
# Spending



	F <55	F 55+	M <55	M 55+	M Col	M No Col	F No Col	F Col	Midwest	Northeast	South	West	Very Prog	Smwht Prog	Liberal	Mod/Cons	Prog Democrat	Trad Democrat	Rural	Suburban	Urban	White	Hispanic	Black	Other Race	Initial Unsure	1 of 4	2 of 4	3 of 4	4 of 4
Too much Total	30%	22%	28%	13%	19%	23%	32%	19%	22%	26%	26%	20%	11%	19%	22%	33%	22%	25%	22%	24%	23%	18%	37%	31%	25%	23%	39%	37%	36%	15%
Too little Total	24%	16%	30%	32%	29%	33%	19%	21%	23%	20%	23%	32%	41%	33%	24%	16%	30%	19%	29%	24%	23%	28%	25%	17%	20%	5%	26%	18%	16%	27%
Far too much	10%	8%	10%	5%	5%	10%	12%	6%	7%	10%	10%	6%	4%	5%	7%	14%	9%	8%	9%	8%	9%	6%	12%	12%	7%	0%	15%	13%	4%	6%
Slightly too much	20%	14%	18%	8%	14%	13%	21%	13%	15%	16%	16%	14%	7%	14%	15%	19%	14%	17%	14%	16%	15%	12%	25%	19%	18%	23%	24%	24%	31%	9%
About the right amount	34%	45%	36%	45%	45%	35%	33%	46%	42%	41%	39%	38%	36%	37%	44%	38%	36%	45%	35%	39%	44%	41%	32%	39%	42%	21%	29%	32%	38%	45%
Slightly too little	16%	9%	21%	18%	20%	19%	11%	13%	14%	11%	15%	20%	20%	21%	17%	10%	18%	13%	17%	13%	17%	16%	15%	12%	17%	5%	19%	13%	8%	16%
Far too little	8%	8%	9%	14%	9%	14%	8%	8%	9%	9%	8%	12%	20%	12%	7%	6%	13%	6%	11%	11%	6%	11%	10%	4%	3%	0%	7%	6%	8%	11%
Unsure	12%	17%	6%	10%	7%	9%	15%	14%	13%	13%	12%	10%	13%	11%	10%	13%	11%	11%	14%	13%	10%	13%	5%	13%	13%	51%	6%	13%	10%	13%

Do you think the U.S. currently spends too much, too little, or about the right amount on foreign assistance?

# NGO vs Government

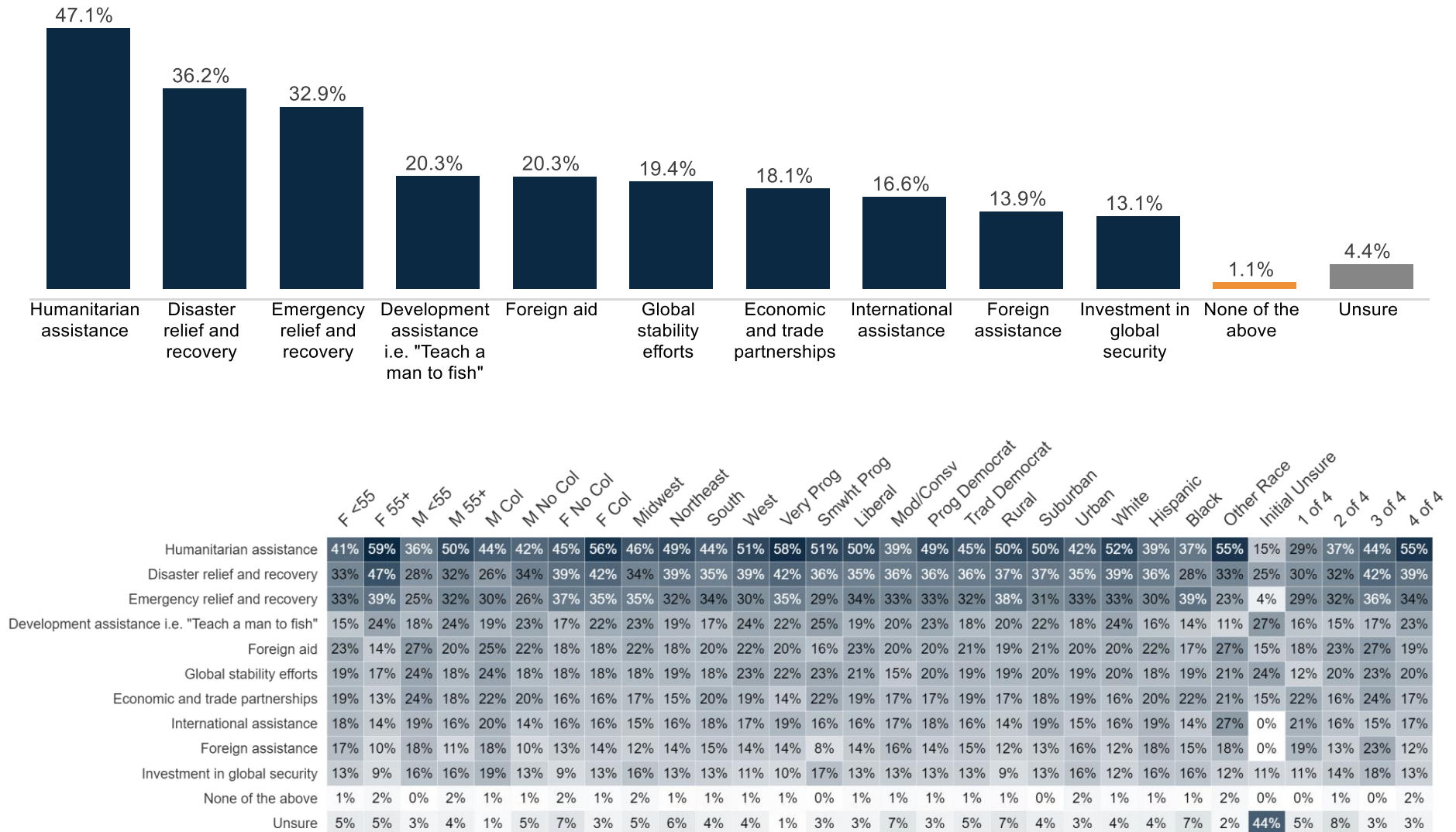


	F <55	F 55+	M <55	M 55+	M Col	M No Col	F No Col	F Col	Midwest	Northeast	South	West	Very Prog	Smwrht Prog	Liberal	Mod/Consrv	Prog Democrat	Trad Democrat	Rural	Suburban	Urban	White	Hispanic	Black	Other Race	Initial Unsure	1 of 4	2 of 4	3 of 4	4 of 4
NGOs	36%	47%	40%	49%	45%	44%	36%	47%	35%	44%	43%	47%	53%	47%	42%	39%	47%	39%	44%	46%	38%	46%	46%	33%	36%	5%	32%	37%	52%	46%
The U.S. government	25%	20%	38%	23%	35%	26%	25%	20%	27%	23%	28%	24%	25%	22%	27%	27%	24%	28%	25%	25%	27%	23%	29%	31%	30%	5%	38%	25%	21%	24%
Definitely NGOs	8%	16%	12%	21%	14%	18%	12%	12%	13%	13%	14%	15%	22%	13%	12%	12%	16%	11%	17%	13%	13%	15%	15%	11%	7%	0%	10%	10%	12%	16%
Probably NGOs	28%	31%	28%	29%	31%	26%	24%	35%	23%	31%	30%	33%	31%	35%	30%	27%	31%	28%	26%	32%	26%	31%	31%	21%	28%	5%	22%	27%	40%	31%
Neither	15%	13%	15%	11%	11%	16%	13%	16%	13%	17%	12%	14%	8%	14%	14%	16%	12%	15%	11%	13%	16%	12%	13%	19%	14%	0%	18%	14%	11%	13%
Probably the U.S. government	16%	13%	24%	17%	26%	15%	17%	12%	16%	16%	18%	16%	14%	19%	18%	17%	17%	18%	18%	18%	16%	16%	21%	15%	28%	0%	29%	15%	12%	16%
Definitely the U.S. government	9%	7%	14%	6%	10%	11%	8%	8%	12%	6%	9%	8%	11%	3%	9%	10%	8%	10%	7%	8%	11%	8%	8%	16%	2%	5%	8%	11%	9%	9%
Unsure	23%	20%	7%	16%	8%	14%	26%	17%	24%	16%	17%	14%	14%	17%	17%	18%	16%	17%	21%	16%	18%	19%	11%	18%	20%	91%	12%	24%	16%	17%

Do you believe nongovernmental organizations (NGOs) or the U.S. government is more efficient and accountable at implementing foreign assistance?



# Preferred Term

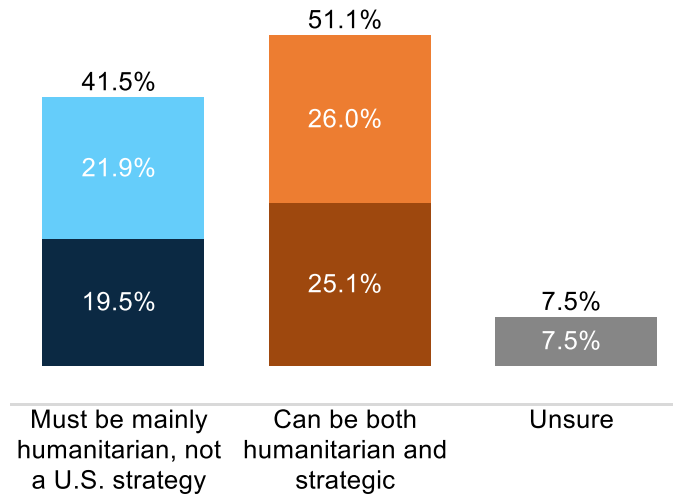


Different terms are used to describe U.S. efforts to support other countries. Which of the following terms best describes an approach you would support? Select up to three options that apply.



CYGNAL

# Humanitarian vs U.S. Interests

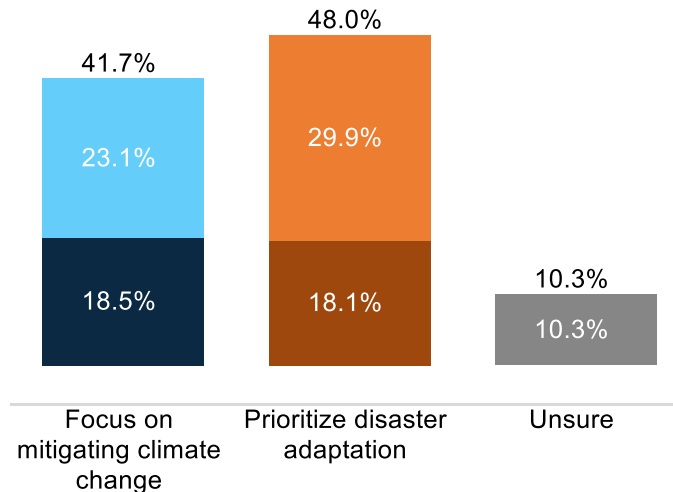


	F <55	F 55+	M <55	M 55+	M Col	M No Col	F No Col	F Col	Midwest	Northeast	South	West	Very Prog	Smwht Prog	Liberal	Mod/Cons	Prog Democrat	Trad Democrat	Rural	Suburban	Urban	White	Hispanic	Black	Other Race	Initial Unsure	1 of 4	2 of 4	3 of 4	4 of 4
Believe that foreign assistance must be mainly humanitarian, not a U.S. strategy	45%	36%	51%	35%	42%	45%	39%	42%	43%	41%	40%	43%	47%	40%	42%	41%	45%	38%	42%	42%	40%	42%	42%	41%	40%	20%	51%	39%	51%	39%
Believe that foreign assistance can be both humanitarian and strategic	48%	54%	45%	58%	55%	47%	49%	53%	49%	53%	53%	49%	50%	54%	54%	48%	48%	55%	47%	51%	53%	52%	53%	46%	58%	19%	44%	50%	42%	55%
Strongly believe that foreign assistance must be mainly humanitarian, not a U.S. strategy	19%	20%	18%	21%	18%	22%	18%	20%	20%	18%	17%	24%	27%	16%	19%	19%	21%	18%	22%	20%	18%	20%	23%	15%	15%	0%	18%	20%	21%	20%
Somewhat believe that foreign assistance must be mainly humanitarian, not a U.S. strategy	26%	17%	32%	13%	24%	22%	21%	21%	22%	23%	23%	19%	20%	23%	23%	22%	24%	20%	21%	22%	22%	21%	19%	25%	26%	20%	32%	19%	31%	20%
Somewhat believe that foreign assistance can be both humanitarian and strategic	29%	24%	24%	28%	26%	26%	25%	27%	24%	29%	26%	26%	24%	23%	28%	26%	24%	28%	23%	26%	27%	25%	26%	25%	42%	15%	27%	29%	26%	25%
Strongly believe that foreign assistance can be both humanitarian and strategic	19%	30%	21%	30%	29%	22%	23%	27%	25%	24%	27%	23%	26%	32%	26%	22%	24%	27%	24%	24%	27%	27%	27%	21%	16%	4%	17%	21%	16%	30%
Unsure	8%	9%	4%	8%	4%	8%	12%	5%	9%	7%	7%	8%	4%	6%	5%	11%	7%	7%	10%	7%	7%	7%	5%	13%	2%	61%	5%	11%	6%	6%

Some say that U.S. foreign assistance must follow humanitarian principles by primarily being about helping those with the greatest need, not used as a tool of U.S. strategy. They argue that when aid is used to advance U.S. interests, it puts aid workers at risk and turns vulnerable populations into political bargaining chips. Others say that foreign assistance can serve both humanitarian and strategic purposes without undermining its credibility. Which view is closer to your own?



# Mitigating vs Adapting



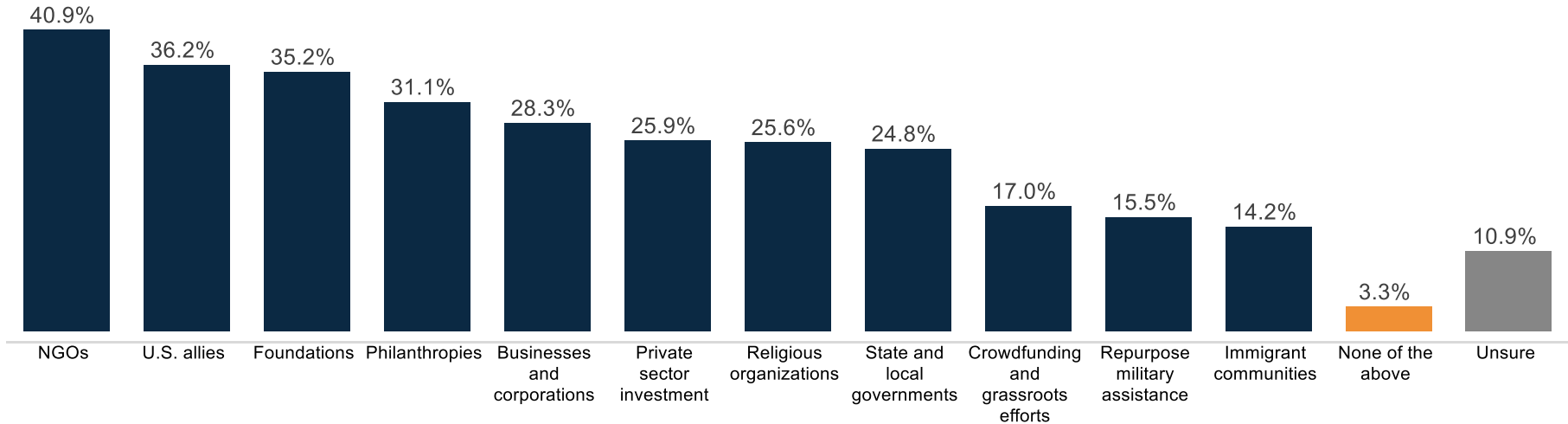
	F <55	F 55+	M <55	M 55+	M Col	M No Col	F No Col	F Col	Midwest	Northeast	South	West	Very Prog	Smwht Prog	Liberal	Mod/Consrv	Prog Democrat	Trad Democrat	Rural	Suburban	Urban	White	Hispanic	Black	Other Race	Initial Unsure	1 of 4	2 of 4	3 of 4	4 of 4
Believe that foreign assistance should focus on mitigating climate change	43%	36%	47%	43%	47%	44%	38%	41%	42%	40%	40%	45%	52%	38%	43%	38%	44%	40%	38%	43%	42%	44%	37%	37%	42%	21%	43%	45%	43%	40%
Believe that foreign assistance should prioritize disaster adaptation	44%	52%	48%	48%	50%	46%	46%	51%	46%	48%	50%	48%	42%	57%	48%	50%	47%	51%	50%	48%	47%	47%	54%	48%	51%	16%	44%	39%	47%	52%
Strongly believe that foreign assistance should focus on mitigating climate change	15%	17%	24%	20%	19%	27%	15%	17%	18%	17%	18%	21%	30%	19%	17%	16%	20%	18%	18%	19%	18%	20%	17%	16%	19%	21%	21%	17%	15%	19%
Somewhat believe that foreign assistance should focus on mitigating climate change	29%	18%	23%	23%	28%	17%	23%	24%	25%	23%	22%	23%	22%	19%	26%	22%	25%	22%	20%	23%	25%	24%	19%	22%	23%	0%	22%	29%	28%	21%
Somewhat believe that foreign assistance should prioritize disaster adaptation	27%	31%	32%	31%	31%	32%	25%	33%	32%	29%	29%	30%	27%	35%	28%	34%	30%	31%	31%	31%	28%	30%	32%	25%	42%	11%	32%	25%	33%	31%
Strongly believe that foreign assistance should prioritize disaster adaptation	18%	21%	16%	17%	18%	14%	21%	18%	14%	18%	20%	18%	15%	23%	20%	16%	17%	19%	19%	18%	19%	17%	21%	23%	9%	5%	11%	14%	15%	21%
Unsure	13%	13%	5%	9%	4%	11%	16%	9%	12%	12%	10%	7%	6%	5%	10%	12%	9%	10%	13%	9%	11%	10%	9%	15%	7%	63%	14%	16%	9%	8%

Some say U.S. foreign assistance should focus on mitigating climate change through renewable energy and carbon reduction to prevent future disasters. Others argue U.S. foreign assistance should prioritize helping vulnerable populations adapt through disaster relief and resilience programs. Which view is closer to your own?



CYGNAL

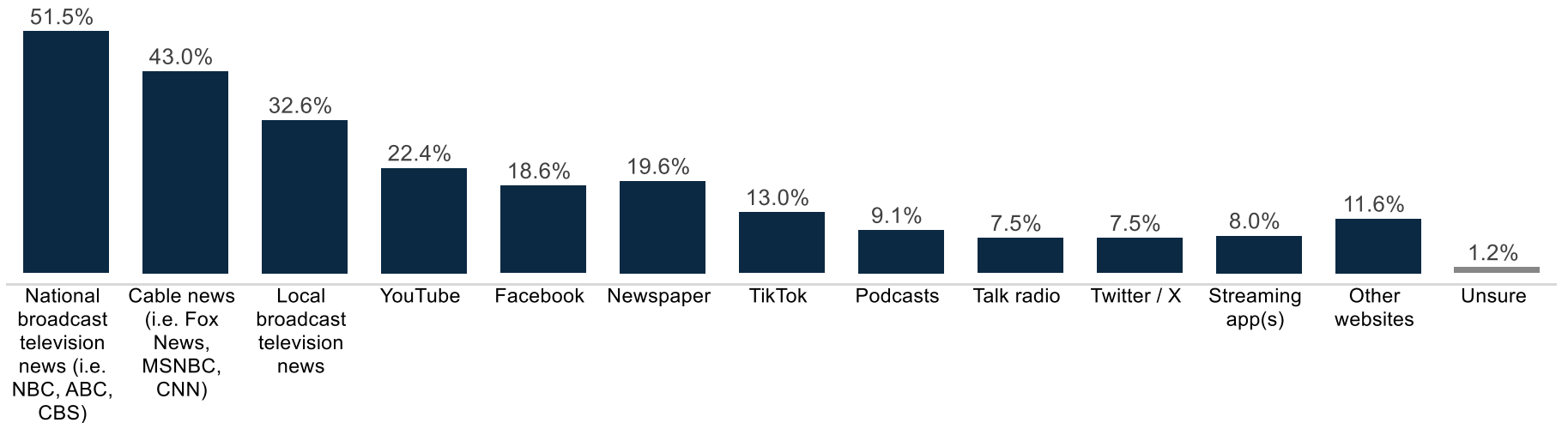
# Fill the Void



	F <55	F 55+	M <55	M 55+	M Col	M No Col	F No Col	F Col	Midwest	Northeast	South	West	Very Prog	Smwht Prog	Liberal	Mod/Consrv	Prog Democrat	Trad Democrat	Rural	Suburban	Urban	White	Hispanic	Black	Other Race	Initial Unsure	1 of 4	2 of 4	3 of 4	4 of 4
NGOs	37%	43%	35%	51%	46%	39%	32%	48%	36%	38%	42%	46%	53%	48%	40%	36%	43%	39%	39%	44%	38%	44%	41%	29%	44%	30%	14%	34%	42%	49%
U.S. allies	33%	33%	39%	43%	37%	44%	34%	32%	36%	39%	33%	39%	42%	39%	34%	36%	37%	36%	37%	39%	31%	38%	38%	28%	37%	23%	28%	30%	32%	40%
Foundations	30%	41%	29%	40%	41%	27%	34%	37%	32%	36%	35%	38%	42%	37%	35%	32%	35%	35%	39%	36%	33%	40%	26%	28%	36%	15%	28%	28%	35%	40%
Philanthropies	23%	36%	29%	39%	37%	30%	24%	35%	32%	29%	28%	37%	40%	40%	31%	25%	32%	30%	30%	33%	29%	35%	29%	23%	27%	26%	18%	21%	25%	38%
Businesses and corporations	22%	30%	30%	34%	35%	28%	23%	30%	33%	31%	24%	27%	34%	34%	27%	25%	29%	28%	26%	29%	29%	32%	22%	21%	29%	10%	21%	18%	33%	32%
Private sector investment	20%	26%	26%	35%	30%	30%	20%	27%	26%	22%	25%	30%	31%	21%	25%	27%	28%	24%	28%	26%	25%	29%	17%	23%	26%	10%	21%	19%	20%	31%
Religious organizations	21%	27%	24%	32%	30%	25%	24%	25%	24%	21%	29%	26%	29%	23%	27%	24%	25%	26%	30%	25%	24%	27%	21%	25%	22%	5%	26%	16%	26%	29%
State and local governments	26%	22%	34%	17%	22%	30%	25%	24%	22%	22%	26%	28%	30%	24%	22%	26%	26%	24%	27%	25%	24%	20%	30%	33%	32%	10%	27%	25%	39%	23%
Crowdfunding and grassroots efforts	18%	15%	19%	18%	19%	17%	14%	19%	17%	19%	14%	19%	29%	12%	15%	16%	19%	15%	18%	16%	18%	18%	16%	14%	25%	5%	20%	15%	15%	18%
Repurpose military assistance	16%	14%	19%	13%	17%	15%	13%	17%	13%	15%	15%	19%	26%	14%	14%	14%	17%	14%	19%	15%	15%	16%	14%	14%	21%	16%	14%	17%	17%	15%
Immigrant communities	15%	9%	20%	15%	20%	15%	12%	12%	14%	13%	16%	13%	15%	7%	12%	19%	13%	16%	15%	14%	14%	12%	20%	16%	11%	5%	21%	13%	14%	13%
None of the above	2%	5%	0%	6%	3%	2%	4%	3%	4%	2%	3%	3%	4%	3%	3%	4%	3%	4%	4%	3%	4%	3%	1%	5%	0%	11%	1%	4%	0%	4%
Unsure	13%	15%	7%	7%	6%	7%	16%	11%	12%	13%	10%	10%	5%	11%	12%	11%	12%	9%	12%	10%	11%	11%	6%	13%	9%	49%	6%	16%	10%	10%

There has been a lot of news coverage regarding the current administration cutting various foreign assistance programs. Given this context, who or what do you believe should step in to fill the void of providing foreign assistance? Select all that apply.

# News Source

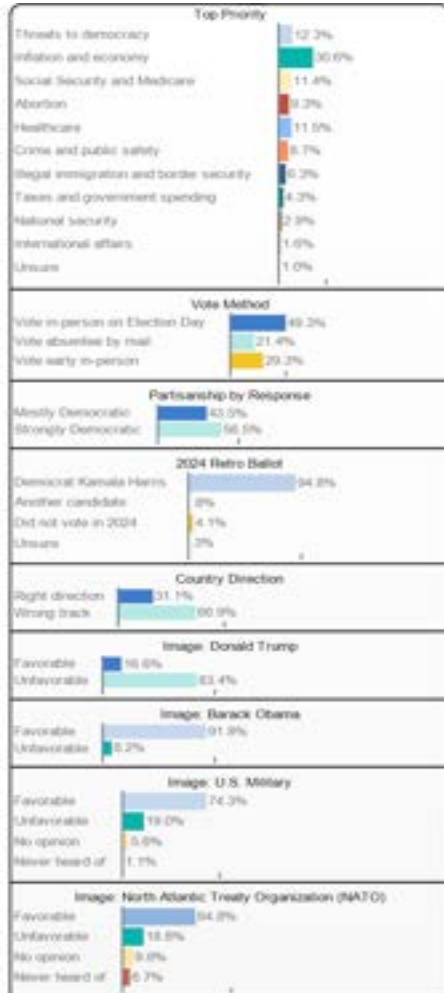


	F <55	F 55+	M <55	M 55+	M Col	M No Col	F No Col	F Col	Midwest	Northeast	South	West	Very Prog	Smmwht Prog	Liberal	Mod/Consrv	Prog Democrat	Trad Democrat	Rural	Suburban	Urban	White	Hispanic	Black	Other Race	Initial Unsure	1 of 4	2 of 4	3 of 4	4 of 4
National broadcast television news (i.e. NBC, ABC, CBS)	36%	63%	41%	68%	55%	53%	48%	52%	55%	52%	51%	49%	47%	54%	51%	54%	47%	57%	49%	55%	48%	55%	43%	49%	53%	53%	32%	48%	55%	56%
Social Media	67%	22%	61%	21%	37%	48%	47%	41%	38%	43%	50%	40%	47%	37%	42%	45%	47%	40%	42%	41%	48%	33%	65%	59%	49%	53%	69%	56%	44%	33%
Cable news (i.e. Fox News, MSNBC, CNN)	35%	50%	39%	48%	48%	39%	41%	45%	37%	50%	44%	41%	38%	46%	41%	46%	41%	44%	45%	46%	38%	43%	40%	43%	49%	32%	25%	44%	48%	46%
Local broadcast television news	28%	42%	19%	40%	27%	31%	38%	32%	36%	32%	30%	34%	20%	32%	37%	32%	29%	36%	33%	33%	31%	35%	22%	32%	29%	50%	14%	31%	44%	35%
YouTube	31%	13%	33%	11%	17%	30%	25%	19%	17%	24%	25%	22%	23%	25%	21%	22%	24%	20%	19%	22%	24%	16%	30%	34%	31%	25%	39%	27%	17%	18%
Newspaper	12%	19%	22%	29%	32%	17%	13%	19%	21%	24%	15%	22%	24%	26%	18%	18%	19%	21%	15%	18%	24%	23%	17%	11%	20%	0%	16%	9%	16%	24%
Facebook	33%	8%	25%	6%	14%	18%	23%	18%	17%	17%	22%	17%	18%	13%	18%	21%	20%	17%	26%	15%	20%	15%	24%	28%	12%	32%	32%	23%	11%	15%
TikTok	29%	2%	15%	2%	8%	11%	17%	14%	12%	12%	17%	10%	18%	4%	14%	13%	16%	10%	11%	14%	12%	8%	27%	20%	9%	0%	33%	21%	22%	6%
Podcasts	11%	6%	13%	7%	14%	6%	7%	10%	10%	4%	11%	10%	16%	9%	10%	6%	12%	7%	7%	10%	9%	9%	10%	7%	11%	5%	8%	8%	9%	10%
Streaming app(s)	10%	6%	12%	4%	8%	8%	9%	7%	9%	6%	9%	7%	10%	7%	9%	7%	9%	8%	11%	7%	8%	8%	8%	10%	5%	0%	10%	12%	6%	7%
Talk radio	7%	4%	12%	8%	10%	11%	4%	7%	8%	6%	8%	8%	10%	4%	7%	8%	7%	9%	8%	7%	7%	7%	12%	7%	4%	10%	9%	4%	9%	8%
Twitter / X	11%	1%	17%	2%	13%	6%	6%	6%	6%	9%	9%	6%	6%	4%	8%	9%	8%	7%	4%	6%	11%	6%	10%	8%	17%	6%	13%	12%	11%	5%
Other websites	12%	13%	9%	12%	11%	9%	7%	18%	12%	13%	9%	14%	16%	17%	12%	7%	13%	10%	11%	11%	12%	15%	5%	5%	16%	12%	4%	8%	13%	14%
Unsure	0%	2%	1%	1%	1%	1%	2%	1%	1%	0%	1%	3%	0%	1%	1%	2%	1%	1%	1%	1%	2%	1%	1%	0%	4%	4%	1%	1%	2%	1%

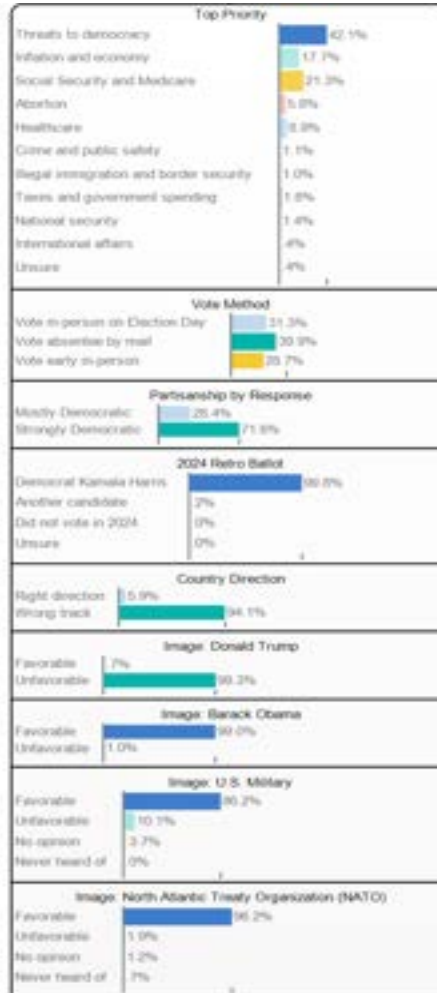
What are your primary sources for news? Select up to three options.

# Segmentation Analysis:

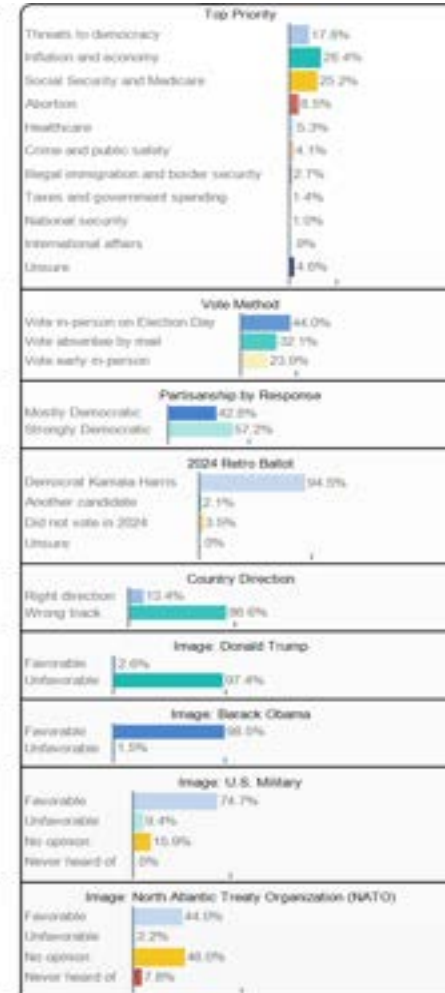
## Low Propensity Voters/Mid Support on Foreign Assistance (35%)



## High Propensity Voters/High Support on Foreign Assistance (52%)



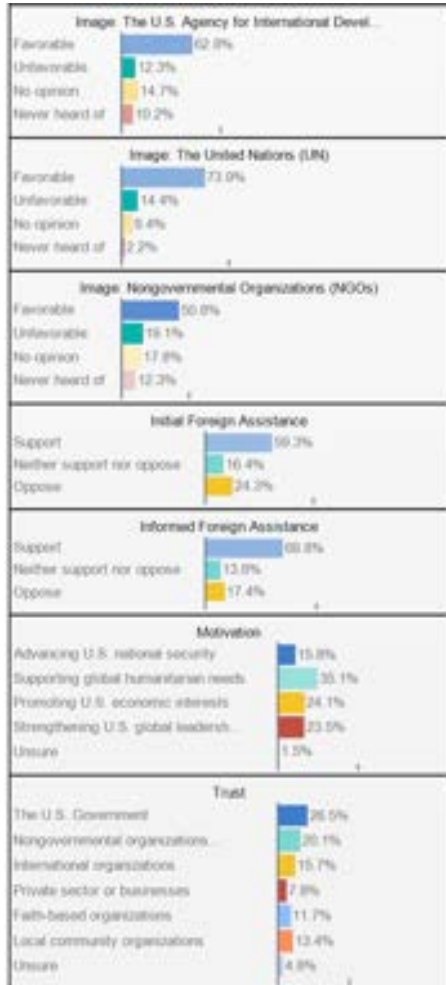
## Indifferent/Low Support on Foreign Assistance (13%)



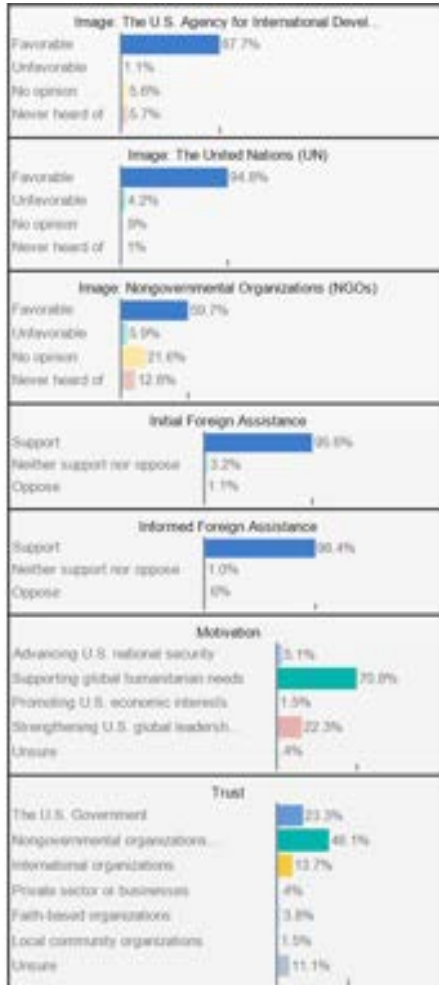


# Segmentation Analysis:

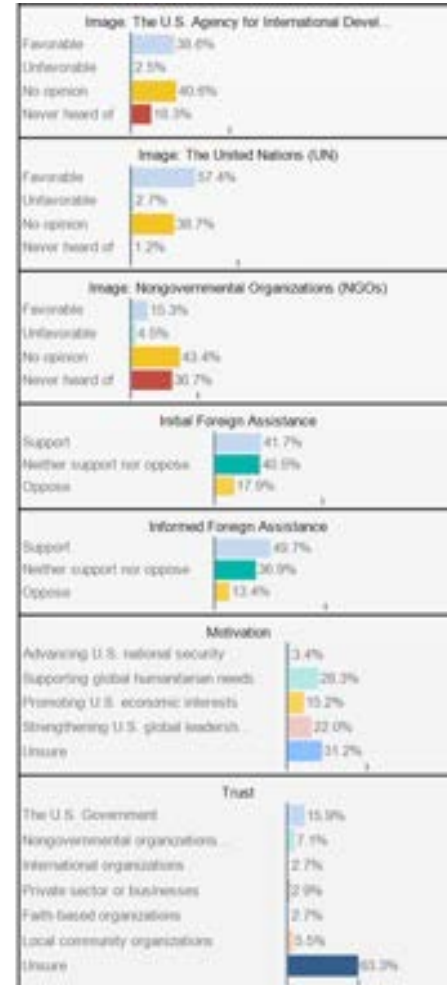
## Low Propensity Voters/Mid Support on Foreign Assistance (35%)



## High Propensity Voters/High Support on Foreign Assistance (52%)

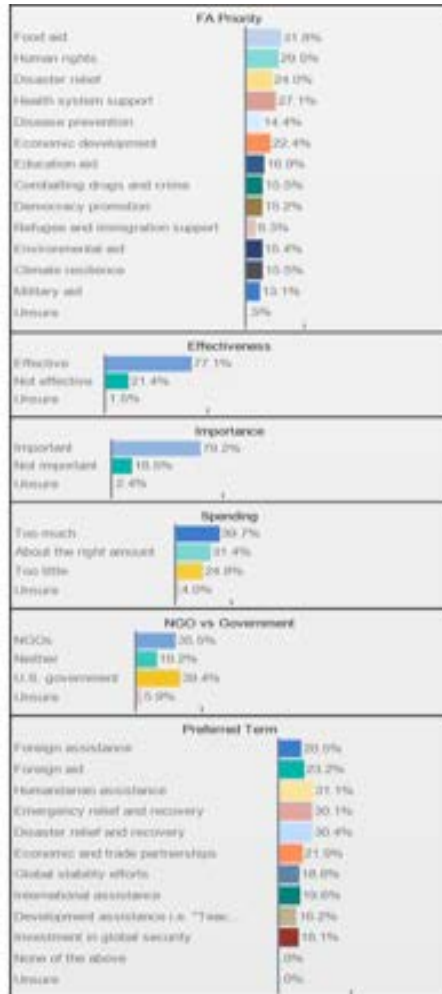


## Indifferent/Low Support on Foreign Assistance (13%)

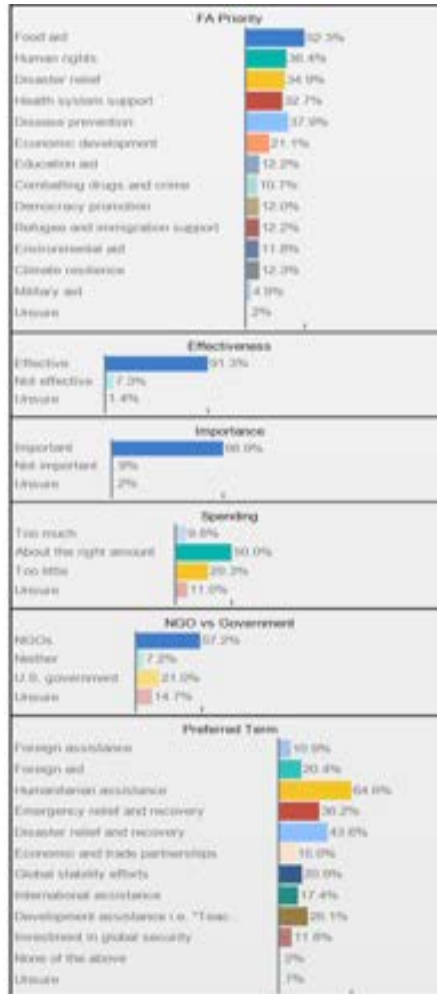


# Segmentation Analysis:

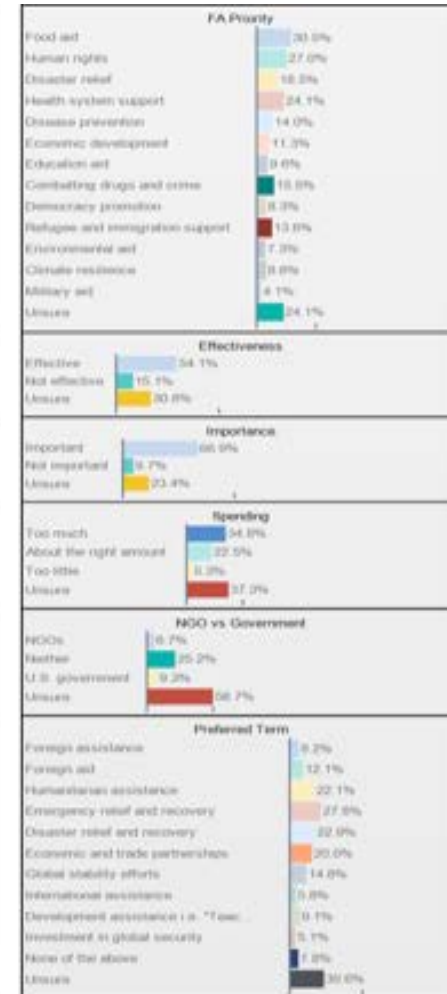
## Low Propensity Voters/Mid Support on Foreign Assistance (35%)



## High Propensity Voters/High Support on Foreign Assistance (52%)

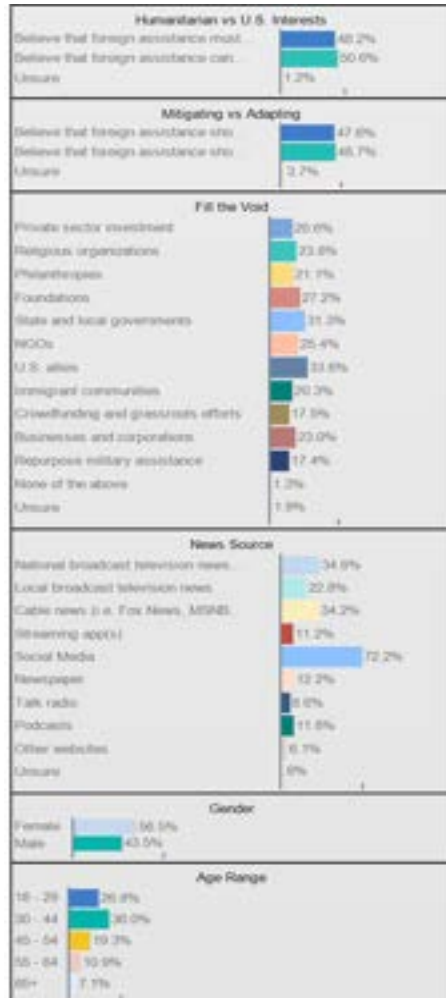


## Indifferent/Low Support on Foreign Assistance (13%)

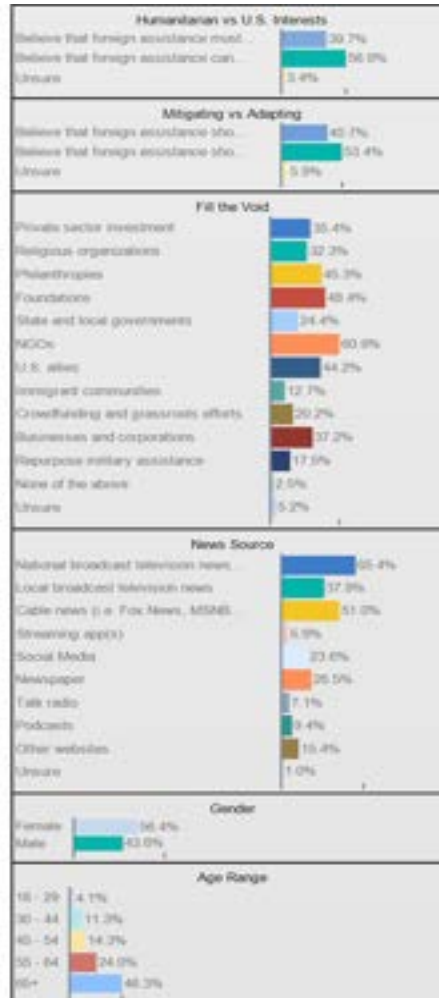


# Segmentation Analysis:

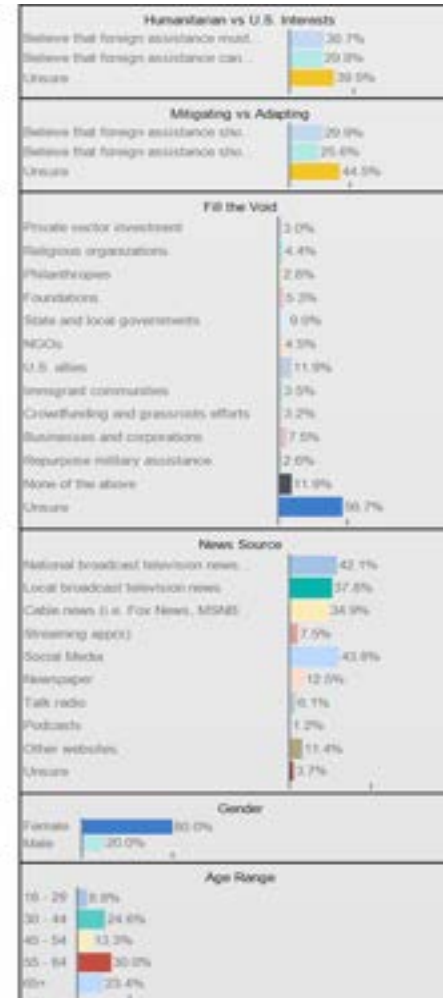
## Low Propensity Voters/Mid Support on Foreign Assistance (35%)



## High Propensity Voters/High Support on Foreign Assistance (52%)



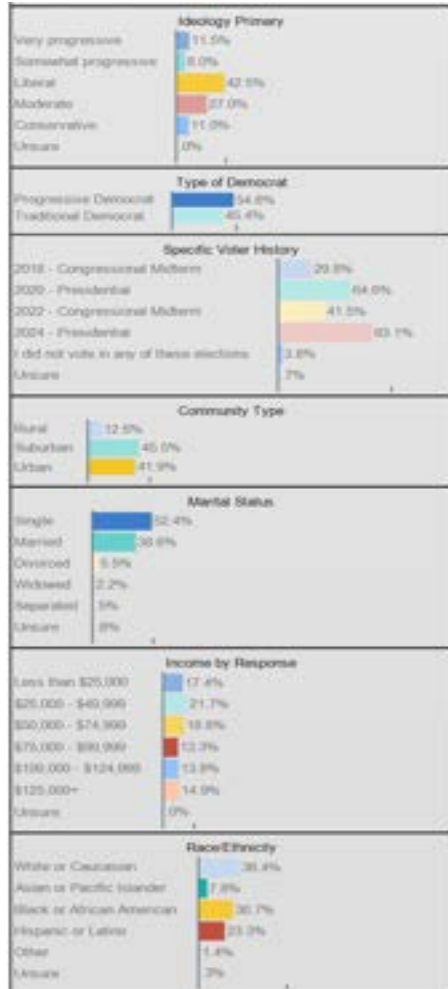
## Indifferent/Low Support on Foreign Assistance (13%)



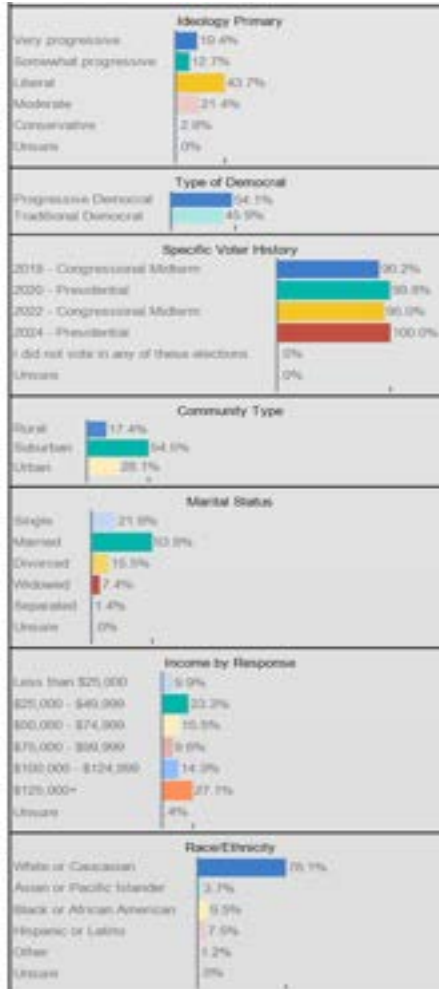


# Segmentation Analysis:

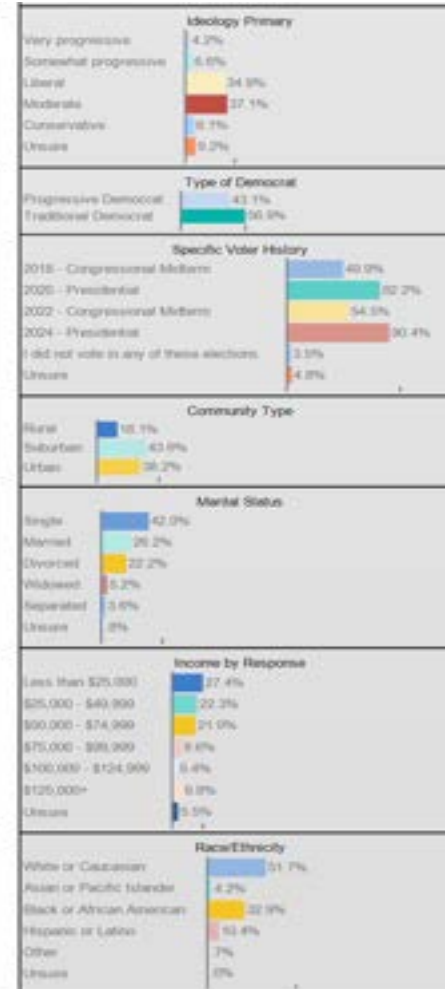
## Low Propensity Voters/Mid Support on Foreign Assistance (35%)



## High Propensity Voters/High Support on Foreign Assistance (52%)

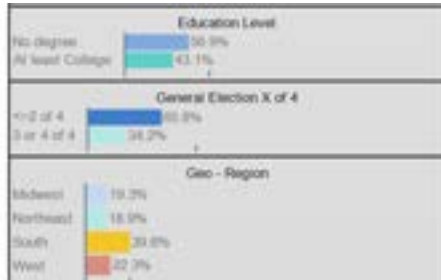


## Indifferent/Low Support on Foreign Assistance (13%)

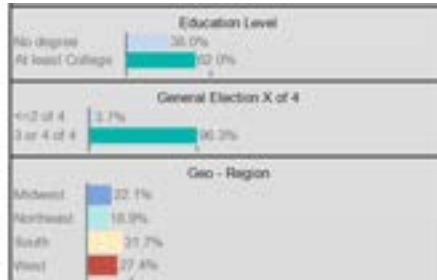


# Segmentation Analysis:

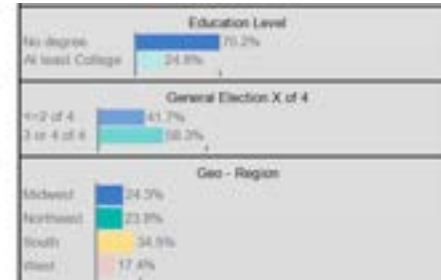
**Low Propensity Voters/Mid  
Support on Foreign  
Assistance (35%)**



**High Propensity  
Voters/High Support on  
Foreign Assistance (52%)**

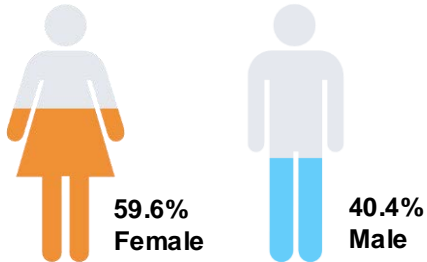


**Indifferent/Low Support on  
Foreign Assistance (13%)**

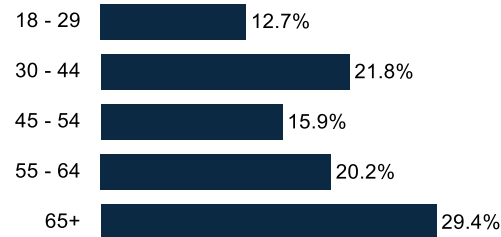


# Demographics

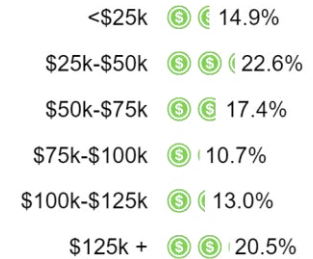
## Sex



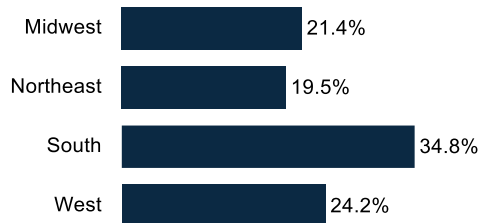
## Age Range



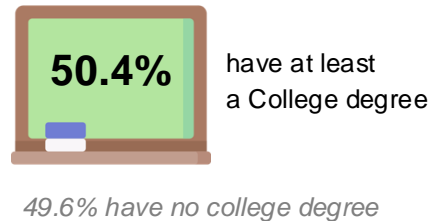
## Household Income



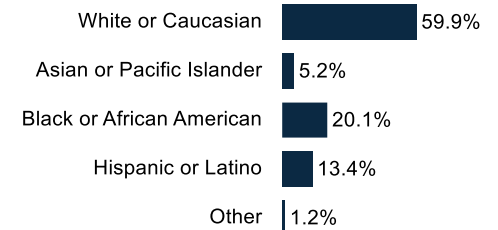
## Geo - Region



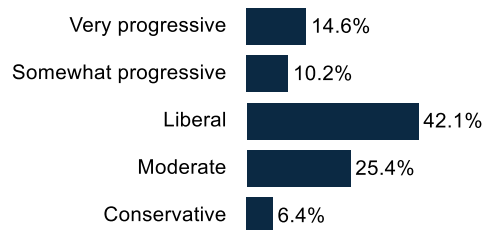
## Education



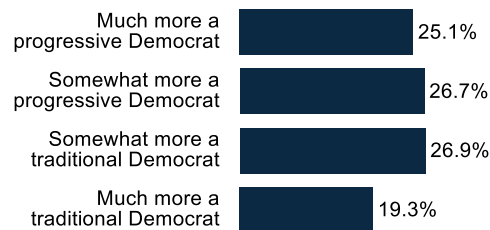
## Race/Ethnicity



## Ideology



## Type of Democrat



## General Election X of 4

